

### Overview


#### HP Z8 G4 Workstation



#### Front view

- |    |                                   |    |  |
|----|-----------------------------------|----|--|
| 1. | Integrated Front Handle           | 5. | Front I/O Entry: 4 USB 3.1 Gen1 (Left-most Port has Charging Capability)<br>Front I/O Premium: 2x USB 3.1 Gen1, 2x USB 3.1 Gen2 Type-C™ (Left-most Type-A Port has Charging Capability)<br><b>Note:</b> Premium Front IO is shown on Photography |
| 2. | Dedicated 9.5mm Optical Drive Bay | 6. | Media Card Reader  |
| 3. | Power Button                      | 7. | 1 Headset  |
| 4. | HDD Activity LED                  |    |  |

### Overview



### Internal view

- 8. 24 DIMM Slots for DDR4 ECC Memory
- 9. 2 External 5.25" Bays and Slimline Optical
- 10. 4 Internal 3.5" Bays
- 11. 2 Intel® Xeon® Processors (Skylake SP) family
- 12.
  - Slot 1: PCIe Gen3 x4 – Transforms to PCIe Gen3 x8 when 2<sup>nd</sup> CPU is installed
  - Slot 2: PCIe Gen3 x16
  - Slot 3: PCIe Gen3 x16 – Available ONLY when 2<sup>nd</sup> processor is installed
  - Slot 4: PCIe Gen3 x16
  - Slot 5: PCIe Gen3 x4
  - Slot 6: PCIe Gen3 x16 - Available ONLY when 2<sup>nd</sup> processor is installed
  - Slot 7: PCIe Gen3 x4
- 13. 2 sSATA, 8 SATA (AHCI) Ports
- 14. 3 USB 2.0 Internal Ports, 1 USB 3.0 Gen1 Internal Port

### Overview



### Rear view

- 15. Choice of 1125W or 1450W, 90% Efficient Power Supplies
- 16. Rear I/O:
  - Rear Power Button
  - 6 USB 3.1 Gen1
  - 1 Serial
  - PS/2 keyboard and mouse
  - 2 RJ-45 to integrated Gigabit LAN
  - 1 Audio Line-In (can be retasked as microphone)
  - 1 Audio Line-Out
- 17. Optional: 2 10GbE LAN ports

### Overview

## Overview

### Form Factor Operating Systems

#### Tower

#### Preinstalled:

- Windows 11 Pro for Workstations<sup>2</sup>
- Windows 10 Pro for Workstations<sup>1,2</sup>
- Ubuntu 20.04 LTS<sup>3</sup>
- HP Linux-ready (minimal OS ready for customer OS installation)
- Red Hat® Enterprise Linux® Desktop Workstation (Paper license with 1-year support; no preinstalled OS)

#### Supported:

- Red Hat® Enterprise Linux® Workstation 6, 7, 8<sup>4</sup>
- SUSE Linux® Enterprise Desktop 12, 15<sup>4</sup>
- Ubuntu 16.04, 18.04, 20.04 LTS<sup>3</sup>

<sup>1</sup> Device comes with Windows 10 and a free Windows 11 upgrade or may be preloaded with Windows 11. Upgrade timing may vary by device. Features and app availability may vary by region. Certain features require specific hardware (see Windows 11 Specifications).

<sup>2</sup>Not all features are available in all editions or versions of Windows. Systems may require upgraded and/or separately purchased hardware, drivers, software or BIOS update to take full advantage of Windows functionality. Windows is automatically updated and enabled. High speed internet and Microsoft account required. ISP fees may apply and additional requirements may apply over time for updates. See <http://www.windows.com>.

<sup>3</sup> Not all features are available in all editions or versions of Ubuntu. Systems may require upgraded and/or separately purchased hardware, drivers, software or BIOS to take full advantage of Ubuntu functionality. Ubuntu may be automatically updated. ISP fees may apply, and additional requirements may apply over time for updates.

<sup>4</sup>**Notes:** For detailed Linux® OS/hardware support information, see: [http://www.hp.com/support/linux\\_hardware\\_matrix](http://www.hp.com/support/linux_hardware_matrix)

**Note:** In accordance with Microsoft's support policy, HP does not support the Windows® 7 operating system on products configured with Intel® 7th Generation and forward processors.

### Available Processors

Name	Cores	Clock Speed (GHz)	Cache (MB)	Memory Speed (MT/s)	Hyper-Threading	Intel® Turbo Boost Technology <sup>1</sup>	Supports Intel® DCPMM® Technology <sup>2</sup>	TDP (W)
Intel® Xeon® Platinum 8260L processor	24	2.4 GHz	35.75	2933	YES	3.1, 3.9	YES	165
Intel® Xeon® Gold 6258R processor	28	2.7 GHz	38.50	2933	YES	4.0, 3.4	YES	205
Intel® Xeon® Gold 6248R processor	24	3.0 GHz	35.75	2933	YES	4.0, 3.6	YES	205
Intel® Xeon® Gold 6246R processor	16	3.4 GHz	35.75	2933	YES	4.1, 4.0	YES	205
Intel® Xeon® Gold 6244 processor	8	3.6 GHz	24.75	2933	YES	4.3, 4.4	YES	150
Intel® Xeon® Gold 6242R processor	20	3.1 GHz	35.75	2933	YES	4.1, 3.8	YES	205

### Overview

Intel® Xeon® Gold 6242 processor	16	2.8 GHz	22	2933	YES	3.5, 3.9	YES	150
Intel® Xeon® Gold 6240R processor	24	2.4 GHz	35.75	2933	YES	4.0, 3.2	YES	165
Intel® Xeon® Gold 6240 processor	18	2.6 GHz	24.75	2933	YES	3.3, 3.9	YES	150
Intel® Xeon® Gold 6238R processor	28	2.2 GHz	38.5	2933	YES	4.0, 3.0	YES	165
Intel® Xeon® Gold 6234 processor	8	3.3 GHz	24.75	2933	YES	4.0	YES	130
Intel® Xeon® Gold 6230R processor	26	2.1 GHz	35.75	2933	YES	4.0, 3.0	YES	150
Intel® Xeon® Gold 6226R processor	16	2.9 GHz	22	2933	YES	3.9, 3.6	YES	150
Intel® Xeon® Gold 6226 processor	12	2.7 GHz	19.25	2933	YES	3.5, 3.7	YES	125
Intel® Xeon® Gold 6136 processor	12	3.0 GHz	24.75	2666	YES	3.6, 3.7	NO	150
Intel® Xeon® Gold 6128 processor	6	3.4GHz	19.25	2666	YES	3.7, 3.7	NO	115
Intel® Xeon® Gold 5222 processor	4	3.8 GHz	16.5	2933	YES	3.9, 3.9	YES	105
Intel® Xeon® Gold 5220R processor	24	2.2 GHz	35.75	2666	YES	4.0, 2.9	YES	150
Intel® Xeon® Gold 5218R processor	20	2.1 GHz	27.5	2666	YES	4.0, 2.9	YES	125
Intel® Xeon® Gold 5218 processor	16	2.3 GHz	22	2666	YES	2.8, 3.9	YES	125
Intel® Xeon® Gold 5215 processor	10	2.5 GHz	13.75	2666	YES	3.0, 3.4	YES	85
Intel® Xeon® Gold 5118 processor	12	2.3 GHz	16.50	2400	YES	2.7, 3.2	NO	105
Intel® Xeon® Silver 4216 processor	16	2.1 GHz	22	2400	YES	2.7, 3.2	NO	100
Intel® Xeon® Silver 4215R processor	8	3.2 GHz	11	2400	YES	4.0, 3.6	YES	130
Intel® Xeon® Silver 4214R processor	12	2.4 GHz	16.5	2400	YES	3.0, 3.5	NO	100
Intel® Xeon® Silver 4214 processor	12	2.2 GHz	16.5	2400	YES	2.7, 3.2	NO	85
Intel® Xeon® Silver 4210R processor	10	2.4 GHz	13.75	2400	YES	2.9, 3.2	NO	100
Intel® Xeon® Silver 4210 processor	10	2.2 GHz	13.75	2400	YES	2.7, 3.2	NO	85
Intel® Xeon® Silver 4208 processor	8	2.1 GHz	11	2400	YES	2.5, 3.2	NO	85
Intel® Xeon® Silver 4114 processor	10	2.2 GHz	13.75	2400	YES	2.5, 3.0	NO	85
Intel® Xeon® Silver 4108 processor	8	1.8 GHz	11.00	2400	YES	2.1, 3.0	NO	85
Intel® Xeon® Bronze 3206R processor	8	1.9 GHz	11.00	2133	YES	N/A	NO	85
Intel® Xeon® Bronze 3204 processor	6	1.9 GHz	8.25	2133	YES	N/A	NO	85



### Overview

	<p>All Z8G4 Intel® Xeon® CPUs Feature Intel® vPro™ Technology.</p> <p><sup>1</sup>The specifications shown in this column represent the following: (all core maximum turbo steps, one core maximum turbo steps). Turbo boost stepping occurs in 100MHz increments. Processors that do not have turbo functionality are denoted as N/A.</p>
--	--

### Available Processors

#### Disclaimers

When ordering two processors, the second processor must be the same as the first. Intel processor numbers are not a measurement of higher performance. Processor numbers differentiate features within each processor family, not across different processor families.

Multicore is designed to improve performance of certain software products. Not all customers or software applications will necessarily benefit from use of this technology. Performance and clock frequency will vary depending on application workload and your hardware and software configurations. Intel's numbering, branding and/or naming is not a measurement of higher performance.

#### Color

Black

#### Convertibility

No

#### Expansion Slots (see system board section for more details)

**Slot 1:**  
PCIe Gen3 x4 - Transforms to PCIe Gen3 x8 when 2nd CPU is installed

**Slot 2:**  
PCIe Gen3 x16

**Slot 3:**  
PCIe Gen3 x16 - Available ONLY when 2nd processor is installed

**Slot 4:**  
PCIe Gen3 x16

**Slot 5:**  
PCIe Gen3 x4

**Slot 6:**  
PCIe Gen3 x16 - Available ONLY when 2nd processor is installed

**Slot 7:**  
PCIe Gen3 x4

**Note:** The PCIe x4 and PCIe x8 connectors above are open ended, allowing a PCIe x16 card to be seated in the slot.

#### Expansion Bays (see storage section for more details)

4 internal 3.5" bays (All 4 include acoustic dampening rail assemblies)  
2 external 5.25" bays (175mm depth limit)

1 dedicated 9.5mm slim optical disk drive bay

#### Front I/O

- Base: 4 USB 3.1 Gen1 Type-A connector. Left most connector has charging capability, 1 Combo Headset, 1 Optional Media Card Reader
- Premium: 2 USB 3.1 Gen1 Type-A connector. Left most connector has charging capability, 2 USB 3.1 Gen2 Type-C™ connector, 1 Combo Headset, 1 Optional Media Card Reader

### Overview

#### Internal I/O

Internal Slot 1 CPU1: PCIe Gen3 x8 - always available  
 Internal Slot 2 CPU2: PCIe Gen3 x8 - available when 2nd CPU is installed  
 2 USB 2.0 ports available with a single 2x5 header  
 1 USB 2.0 port available with a 1x6 header  
 1 USB 3.1 Gen1 and 1 USB 2.0 port available with a 2x6 header

**Notes:** The 2x5 header can be converted to a standard (Type-A) USB 2.0 connector through the use of one HP Internal USB Port Kit (EM165AA). This port kit uses one half of the 2x5 header.

The 1x6 header can be converted to a standard (Type-A) USB 2.0 connector through the use of one HP Internal USB Port Kit (EM165AA). This port kit uses 5 pin positions on the header.

The 2x6 header can be converted to a standard (Type-A) USB 2.0 connector through the use of one HP Internal USB Port Kit (EM165AA). This port kit uses one half of the 2x6 header.

#### Rear I/O

6 USB 3.1 Gen1 (aka USB 3.0), 1 Serial, PS/2 keyboard and mouse, 2 RJ-45 to integrated Gigabit LAN, 1 Audio Line-In (can be retasked as microphone), 1 Audio Line-Out

#### Interfaces Supported

Optional: 2 RJ-45 to 10GbE LAN ports  
 10 channel SATA 6.0 Gb/s interface  
 Factory integrated RAID available for SATA drives (RAID 0, 1 and 10)  
 Internal USB 3.1 Gen1, USB 3.1 Gen2, USB 2.0

#### On-board RAID Support

SATA RAID 0 Striped Array  
 SATA RAID 1 Mirrored Array  
 SATA RAID 10 Striped/Mirrored  
 SATA RAID 5 Parity Array

#### Chassis Dimensions (H x W x D)

Footprint: H: 17.5" [444.5mm]  
 W: 8.5" [215.9mm]  
 D: 21.7" [551.2mm] (measured to the rear of service panel)  
 Maximum: H: 17.5" [444.5mm]  
 W: 8.5" [215.9mm]  
 D: 21.85" [555.2mm] (measured to the embossment for the rear chassis fans)

#### Packaged Dimensions

H: 25" (636mm)  
 W: 13.1" (332mm)  
 D: 28.9" (734mm)

#### Palletization Profile

4 units x 3 layers = 12 units per pallet  
 1200x1000x2034mm (pallet included)

#### Rack Dimensions

5U

#### Weight

Exact weights depend upon configuration (System weight only).  
 Minimum: 22.4kg (49.4lbs.)  
 Typical: 23.7kg (52.2lbs.)  
 Maximum: 31.7kg (70lbs.)

#### Temperature

Operating: 5° to 35°C (40° to 95°F)  
 Non-operating: -40° to 60°C (-40° to 140°F)

#### Humidity

Operating: Operating: 10% to 85% RH, non-condensing, 35° C maximum wet bulb  
 Non-operating: 10% to 90%, non-condensing, 35° C maximum wet bulb

### Overview

#### Maximum Altitude (non-pressurized)

Operating: 3,048m (10,000ft)  
Non-operating: 9,144m (30,000ft)

**Note:** Above 1524 m (5,000 feet) altitude, maximum operating temperature is reduced by 1° C (1.8° F) per 305 m (1,000 feet) elevation increase

#### Power Supply

Choice of:

1125W/100V/15A 90% Efficient wide-ranging, active Power Factor Correction  
The power delivery system includes four 6+2-pin graphics power cables.

1450W/200V/10A 90% Efficient wide-ranging, active Power Factor Correction The power delivery system includes four 6+2-pin graphics power cables.

- Available in limited regions

1450W/100V/20A 90% Efficient wide-ranging, active Power Factor Correction  
The power delivery system includes four 6+2-pin graphics power cables.

1700W/200V/10A 90% Efficient wide-ranging, active Power Factor Correction  
The power delivery system includes four 6+2-pin graphics power cables.

**NOTE:** All power cords supplied by HP for Desktop Workstations are between 1.83m and 2.5m (dependent on country localization and platform).

**Notes:** The 1125W/100V/15A (1450W at 200V Input Voltage) power supply can also supply 1275W of output power when the input voltage is greater than 105V. If the input voltage is less than 105V, but greater than 90V for any reason, the maximum power that can be drawn is 1125W. An uninterruptible power supply (UPS) is highly recommended if 1275W output power is desired. The 1125W Power Supply can also supply 1450W of output power when the input voltage is greater than 200V under all conditions.

The 1450W/100V/20A (1700W at 200V Input Voltage) power supply can also supply 1550W of output power when the input voltage is greater than 105V. If the input voltage is less than 105V, but greater than 90V for any reason, the maximum power that can be drawn is 1450W. An uninterruptible power supply (UPS) is highly recommended if 1550W output power is desired. The 1450W Power Supply can also supply 1700W of output power when the input voltage is greater than 200V under all conditions.

The 1450W/100V/20A chassis is shipped with a 20A power cord and requires a 20A outlet in an environment with 100V/110V. Site modification may be required. Check with your sales lead and click here for the [Site Prep Guide](#).

The Z8 G4 power supply efficiency reports can be found at these links:

1125W – Link:

[https://plugloadsolutions.com/psu\\_reports/HP%20Inc\\_DPS-1125BB%20A\\_1125W\\_ECOS%204825\\_Report.pdf](https://plugloadsolutions.com/psu_reports/HP%20Inc_DPS-1125BB%20A_1125W_ECOS%204825_Report.pdf)

1450W – Link:

[https://plugloadsolutions.com/psu\\_reports/HP%20Inc\\_DPS-1450AB%20A\\_1450W\\_ECOS%204826\\_Report.pdf](https://plugloadsolutions.com/psu_reports/HP%20Inc_DPS-1450AB%20A_1450W_ECOS%204826_Report.pdf)

#### Workstation ISV Certifications

See the latest list of certifications at

<http://www.hp.com/united-states/campaigns/workstations/partnerships.html>



### Supported Components

#### Processors

Intel® Xeon® processor Scalable family	Factory Configured	Option Kit	Option Kit Part Number	Support Notes
Intel® Xeon® Platinum 8260L processor	Y	Y	170R9AA	1
Intel® Xeon® Gold 6258R processor	Y	Y	9VA96AA	1
Intel® Xeon® Gold 6248R processor	Y	Y	9VA93AA	1
Intel® Xeon® Gold 6246R processor	Y	Y	9VA92AA	1
Intel® Xeon® Gold 6244 processor	Y	Y	5YZ47AA	1
Intel® Xeon® Gold 6242R processor	Y	Y	9VA91AA	1
Intel® Xeon® Gold 6242 processor	Y	Y	5YZ46AA	1
Intel® Xeon® Gold 6240R processor	Y	Y	9VA90AA	1
Intel® Xeon® Gold 6240 processor	Y	Y	5YZ44AA	1
Intel® Xeon® Gold 6238R processor	Y	Y	9VA89AA	1
Intel® Xeon® Gold 6234 processor	Y	Y	5YZ42AA	1
Intel® Xeon® Gold 6230R processor	Y	Y	9VA88AA	1
Intel® Xeon® Gold 6226R processor	Y	Y	9VA86AA	1
Intel® Xeon® Gold 6226 processor	Y	Y	5YZ40AA	1
Intel® Xeon® Gold 6136 processor	Y	Y	1XM62AA	1
Intel® Xeon® Gold 6128 processor	Y	Y	1XM69AA	1
Intel® Xeon® Gold 5222 processor	Y	Y	5YZ39AA	1
Intel® Xeon® Gold 5220R processor	Y	Y	8BD06AA/AT	1
Intel® Xeon® Gold 5218R processor	Y	Y	9VA84AA	1
Intel® Xeon® Gold 5218 processor	Y	Y	5YZ37AA	1
Intel® Xeon® Gold 5215 processor	Y	Y	5YZ35AA	1
Intel® Xeon® Gold 5118 processor	Y	Y	1XM71AA	1
Intel® Xeon® Silver 4216 processor	Y	Y	5YZ34AA	1
Intel® Xeon® Silver 4215R processor	Y	Y	9VA82AA	1
Intel® Xeon® Silver 4214R processor	Y	Y	8BD03AA/AT	1
Intel® Xeon® Silver 4214 processor	Y	Y	5YZ32AA	1
Intel® Xeon® Silver 4210R processor	Y	Y	8BD02AA	1
Intel® Xeon® Silver 4210 processor	Y	Y	5YZ31AA	1
Intel® Xeon® Silver 4208 processor	Y	Y	5YZ30AA	1
Intel® Xeon® Silver 4114 processor	Y	Y	1XM74AA	1
Intel® Xeon® Silver 4108 processor	Y	Y	1XM76AA	1
Intel® Xeon® Bronze 3206R processor	Y	Y	8BD00AA	1
Intel® Xeon® Bronze 3204 processor	Y	Y	5YZ29AA	1

<sup>1</sup> Options kits available for second processor upgrade.

**Disclaimers:** When ordering two processors, the second processor must be the same as the first. Intel processor numbers are not a measurement of higher performance. Processor numbers differentiate features within each processor family, not across different processor families.

**Note 1:** Intel® DCPMM® (Data Center Persistent Memory) Supported.

### Supported Components

#### Monitors / Displays

	Factory Configured	Option Kit	Option Kit Part Number	Support Notes
HP Z Display Z22n G2		Y	1JS05AA	
HP Z Display Z23n G2		Y	1JS06AA	
HP Z Display Z24i G2		Y	1JS08AA	
HP Z Display Z24n G2		Y	1JS09AA	
HP Z Display Z24nf G2		Y	1JS07AA	
HP Z Display Z27n G2		Y	1JS10AA	
HP Z Display Z27s (4K display)		Y	J3G07AA	

Supported by all operating systems available from HP  
Screen size measured diagonally

#### Storage / Hard Drives

##### SAS Hard Drives

SAS Hard Drives for HP Workstations	Factory Configured	Option Kit	Option Kit Part Number	Support Notes
HP 300GB 15k SAS SFF	Y	Y	L5B74AA	

**NOTE:** SAS controller add-in card required

##### SATA Hard Drives

SATA (Serial ATA) Hard Drives for HP Workstations	Factory Configured	Option Kit	Option Kit Part Number	Support Notes
500GB SATA 7200RPM 6Gb/s 3.5" HDD	Y	Y	LQ036AA	
500GB SATA 7200RPM 6Gb/s OPAL2 SFF 3.5" HDD	Y	Y	D8N29AA	
1TB SATA 7200RPM 3.5" HDD	Y	Y	LQ037AA	
1TB SATA 7200RPM Ent 3.5" HDD	Y	Y	W0R10AA	
2TB SATA 7200RPM HDD CMR	Y	Y	QB576AA	
2TB SATA 7200RPM HDD SMR				
2TB 7200RPM SATA 3.5in Enterprise	Y	Y	ZZ274AA	
4TB SATA 7200RPM Ent 3.5" HDD	Y	Y	K4T76AA	
6TB SATA 7200RPM Ent 3.5" HDD	Y	Y	3DH90AA	
8TB 7200RPM SATA 3.5in Enterprise	Y	Y	ZZ273AA	

##### NOTES:

Up to (4) 3.5-inch 7200 rpm SATA drives: 8TB

Up to (5) 3.5-inch 7200 rpm SATA drives: 500GB, 1.0TB, 2.0TB, 4.0TB, 6.0TB

### Supported Components

#### SATA Solid State Drives

	Factory Configured	Option Kit	Option Kit Part Number	Support Notes
<b>HP Solid State Drives (SSDs) for Workstations</b>				
HP 256GB SATA SSD	Y	Y	A3D26AA	
HP 512GB SATA SSD	Y	Y	D8F30AA	
HP 1TB SATA SSD	Y	Y	F3C96AA	
HP 2TB SATA SSD	Y	Y	Y6P08AA	
HP 256GB SATA SED OPAL2 SSD	Y	Y	G7U67AA	
HP 512GB SATA SED OPAL2 SSD	Y	Y	N8T26AA	
HP 240GB SATA Enterprise SSD	Y	Y	T3U07AA	
HP 480GB SATA Enterprise SSD	Y	Y	T3U08AA	
960GB 2.5in Enterprise SATA-3 SSD	Y	Y	1W6P8AA	
1920GB 2.5in Enterprise SATA-3 SSD	Y	Y	1W6P9AA	

#### PCIe Solid State Drives

	Factory Configured	Option Kit	Option Kit Part Number	Support Notes
<b>PCIe SSDs for HP Workstations</b>				
HP Z Turbo Drive 256GB MLC Z8G4 SSD Module	N	N	EOL	5
HP Z Turbo Drive 512GB MLC Z8G4 SSD Module	N	N	EOL	5
HP Z Turbo Drive 1TB MLC Z8G4 SSD Module	N	N	EOL	5
HP Z Turbo Drive 256GB TLC Z8G4 SSD Module	Y	Y	1PD53AA	2
HP Z Turbo Drive 512GB TLC Z8G4 SSD Module	Y	Y	1PD54AA	2
HP Z Turbo Drive 1TB TLC Z8G4 SSD Module	Y	Y	1PD55AA	2
HP Z Turbo Drive 2TB TLC Z8G4 SSD Module	Y	Y	3KP41AA	2
HP Z Turbo Drive 256GB SED Z8G4 SSD Module	N	N	EOL	5
HP Z Turbo Drive 512GB SED Z8G4 SSD Module	N	N	EOL	5
HP Z Turbo Drive 256GB MLC Z8 G4 SSD Kit	N	N	EOL	5
HP Z Turbo Drive 512GB MLC Z8 G4 SSD Kit	N	N	EOL	5
HP Z Turbo Drive 1TB MLC Z8 G4 SSD Kit	N	N	EOL	5
HP Z Turbo Drive 256GB TLC Z8 G4 SSD Kit	Y	Y	1PD47AA	4
HP Z Turbo Drive 512GB TLC Z8 G4 SSD Kit	Y	Y	1PD48AA	4
HP Z Turbo Drive 1TB TLC Z8 G4 SSD Kit	Y	Y	1PD49AA	4
HP Z Turbo Drive 2TB TLC Z8 G4 SSD Kit	Y	Y	3KP40AA	4
HP Z Turbo Drive 256GB SED Z8 G4 SSD Kit	Y	Y	2SA33AA	4
HP Z Turbo Drive 512GB SED Z8 G4 SSD Kit	Y	Y	2SA35AA	4
HP Z Turbo Drive 1TB SED Z8 G4 SSD Kit	Y	Y	6YT75AA	4
HP Z Turbo Drive 1TB SED Z8 G4 SSD Module	Y	Y	6YT79AA	2
HP Z Turbo 2TB SED OPAL2 TLC M.2 Z8 SSD	Y	Y	2Y7W7AA	
HP 1x256GB M.2 2280 PCIe NVMe TLC SSD Z8 G4 Kit	Y	Y	8PE71AA	3
HP 1x512GB M.2 2280 PCIe NVMe TLC SSD Z8 G4 Kit	Y	Y	8PE72AA	

### Supported Components

HP 1x1TB M.2 2280 PCIe NVMe TLC SSD Z8 G4 Kit	Y	Y	8PE73AA	3
HP 256GB M.2 2280 PCIe NVMe TLC SSD Module	N	Y	8PE62AA	2
HP 512GB M.2 2280 PCIe NVMe TLC SSD Module	N	Y	8PE63AA	2
HP 1TB M.2 2280 PCIe NVMe TLC SSD Module	N	N	8PE64AA	2
HP 2TB PCIe NVMe TLC M.2 Z8 G4 SSD	Y	Y	307N2AA	
<b>HP Z Turbo Drive Quad Pro</b>				
HP Z Turbo Drive Quad Pro 2x256GB PCIe TLC SSD	Y	Y	4YZ38AA	1
HP Z Turbo Drive Quad Pro 2x512GB PCIe TLC SSD	Y	Y	4YZ39AA	1
HP Z Turbo Drive Quad Pro 2x1TB PCIe TLC SSD	Y	Y	4YZ40AA	1
HP Z Turbo Drive Quad Pro 2x2TB PCIe TLC PCIe SSD	Y	Y	3KP42AA	
HP Z Turbo Drive Quad Pro 256GB TLC SSD module	N	Y	4YZ35AA	2
HP Z Turbo Drive Quad Pro 512GB TLC SSD module	N	Y	4YZ36AA	2
HP Z Turbo Drive Quad Pro 1TB TLC SSD module	N	Y	4YZ37AA	2
<b>HP Z Turbo Drive Dual Pro</b>				
HP Z Turbo Drive Dual Pro 256GB TLC SSD	Y	Y	4YF60AA	3
HP Z Turbo Drive Dual Pro 512GB TLC SSD	Y	Y	4YF61AA	3
HP Z Turbo Drive Dual Pro 1TB TLC SSD	Y	Y	4YF62AA	3
HP Z Turbo Drive Dual Pro 2TB TLC SSD	Y	Y	4YF63AA	3
HP 256GB M.2 2280 PCIe NVMe TLC SSD Dual Pro Kit	Y	Y	8PE74AA	3
HP 512GB M.2 2280 PCIe NVMe TLC SSD Dual Pro Kit	Y	Y	8PE75AA	3
HP 1TB M.2 2280 PCIe NVMe TLC SSD Dual Pro Kit	Y	Y	8PE76AA	3
<b>Intel® 905p Series SSD (Optane SSD)</b>				
Intel® Optane SSD 905p 280GB AiC**	Y	Y	2SC47AA	
Intel® Optane SSD 905p 480GB AiC**	Y	Y	2SC48AA	
Intel® Optane SSD 905p 380GB M.2 SSD Module	Y	Y	6LA66AA	

**NOTE 1:** Dual M.2 SSD drive plus Quad Pro carrier

**NOTE 2:** M.2 SSD drive only designed to be installed in Quad Pro, Dual Pro or personality module

**NOTE 3:** Kit includes single M.2 SSD, dual pro carrier and heat sink

**NOTE 4:** Kit includes single M.2 SSD, dual personality module carrier and heat sink

**NOTE 5:** These M.2 SSD Kits and modules are End of Life and no longer available.

\*For storage drives, GB = 1 billion bytes. TB = 1 trillion bytes. Actual formatted capacity is less. Up to 30GB of system disk is reserved for system recovery software

\*\* PCIe card installed in standard PCIe x4 slot

### Hard Drive Controllers

	Factory Configured	Option Kit	Option Kit Part Number	Support Notes
<b>SAS Controller</b>				
MicroSemi SmartHBA2100-4i4e SAS Controller	Y	Y	1FV90AA	

### Graphics

Factory Configured	Option Kit	Option Kit Part Number	Support Notes	Supported # of cards
--------------------	------------	------------------------	---------------	----------------------

### Supported Components

#### Graphics Cable Adapters

HP miniDP-to-DP Adapter	Y	Y	
HP miniDP-to-DP Adapter (2-pack)	Y	N	
HP miniDP-to-DP Adapter (4-pack)	Y	N	
HP miniDP-to-DP Adapter (8-pack)	Y	N	
HP DisplayPort to Dual Link DVI Adapter	Y	Y	NR078AA
HP DisplayPort to DVI-D Adapter	Y	Y	FH973AA
HP DisplayPort to DVI-D Adapter (2-pack)	Y	N	
HP DisplayPort to DVI-D Adapter (4-pack)	Y	N	
HP DisplayPort to DVI-D Adapter (6-pack)	Y	N	
HP DisplayPort to VGA Adapter	Y	Y	AS615AA
HP DisplayPort to HDMI Adapter	Y	Y	K2K92AA
NVIDIA SLI 2-slot Graphics Connector	Y	Y	2YY84AA
Quadro RTX NVLink High-Bandwidth 2-slotBridge (RTX 8000, RTX 6000)	N	Y	6FY11AA
Quadro RTX NVLink 2-slotBridge (RTX 5000)	Y	Y	6FY12AA
NVIDIA NVLink 2-Slot Bridge (RTX A6000, RTX A5000)	N	Y	340L2AA

#### Entry 3D

NVIDIA® Quadro® P620 2GB Graphics	Y	Y	3ME25AA	2
NVIDIA® T400 2 GB GDDR6 LP Blower Fan 3mDP PCIe x16 Graphics	Y	Y	340K8AA	2
NVIDIA® T600 4 GB GDDR6 LP Blower Fan 4mDP PCIe x16 Graphics	Y	Y	340K9AA	2

#### Mid-range 3D

NVIDIA® T1000 4 GB 4mDP Graphics	Y	Y	20X22AA/AT	3
NVIDIA® T1000 8 GB 4mDP Graphics	Y	Y	5Z7D8AA/AT	3
NVIDIA® Quadro® P1000 4GB Graphics	Y	Y	1ME01AA	4
NVIDIA RTX A2000 6 GB 4mDP Graphics	Y	Y	340LOAA	3
NVIDIA RTX A2000 12 GB 4mDP Graphics	Y	Y	5Z7D9AA/AT	3
AMD Radeon™ Pro WX 3200 4GB Graphics	Y	Y	6YT68AA	4
AMD Radeon Pro W6600 8 GB GDDR6 4DP Graphics	Y	Y	340K5AA	2

#### High End 3D

NVIDIA® Quadro RTX 4000 8GB Graphics	Y	Y	5JV89AA	3
NVIDIA® RTX A4000 16 GB 4DP Graphics	Y	Y	20X24AA/AT	4
NVIDIA® RTX A4500 20 GB GDDR6 4DP Graphics	Y	Y	5S458AA/AT	3
AMD Radeon™ Pro W5500 8GB 4DP GFX	Y	Y	9GC16AA/AT	3
AMD Radeon™ Pro W5700 8GB 5mDP+USBc GFX	Y	Y	9GC15AA/AT	2

#### Ultra High-End 3D

NVIDIA® Quadro® GV100 32GB Graphics	Y	Y	3ME26AA	3
NVIDIA® Quadro RTX 5000 16GB Graphics	Y	Y	5JH81AA	2
NVIDIA® RTX A5000 24 GB Graphics	Y	Y	20X23AA	3
NVIDIA® RTX A6000 48GB Graphics	Y	Y	2S6U3AA	2
AMD Radeon Pro W6800 32GB Graphics	Y	Y	340K7AA	1



### Supported Components

NVIDIA® Quadro® Sync II Y Y 1WT20AA

Memory	SL Processor	CL Processor	Factory Configured	Option Kit	Option Kit Part Number	Support Notes
<b>DDR4-2666 ECC Registered DIMMs</b>						
8GB (1x8GB) DDR4-2666 ECC Reg Memory	Y	N	Y	Y	1XD84AA	1,3
16GB (1x16GB) DDR4-2666 ECC Reg Memory	Y	N	N	Y	1XD85AA	1,3
32GB (1x32GB) DDR4-2666 ECC Reg Memory	Y	N	N	Y	1XD86AA	1,3
64GB (1x64GB) DDR4-2666 ECC LR Memory	Y	N	N	Y	1XD87AA End of Life	1,2,3
128GB (1x128GB) DDR4-2666 ECC 3DS LR Memory	Y	N	N	Y	3GE82AA End of Life	1,2,3
8GB (1x8GB) DDR4-2933 ECC Reg Memory	Y	Y	Y	Y	5YZ56AA	1,3
16GB (1x16GB) DDR4-2933 ECC Reg Memory	N	Y	N	Y	5YZ54AA	1,3
32GB (1x32GB) DDR4-2933 ECC Reg Memory	N	Y	N	Y	5YZ55AA	1,3
64GB (1x64GB) DDR4-2399 ECC Reg Memory	N	Y	N	Y	5YZ57AA	1,3

**SL CPU:** Are processors formerly known as Intel® Skylake that are sold under the model name Intel® Xeon® SP: Platinum 8100, Gold 6100, Gold 5100, Silver 4100 and Bronze 3100 Family

**CL CPU:** Are processors formerly known Intel® Cascade Lake that are sold under the model name Intel® Xeon® SP: Platinum 8200, Gold 6200, Gold 5200, Silver 4200 and Bronze 3200 Family

#### NOTES:

1. For details on the supported memory configurations on the HP Z8 G4 Workstation, please refer to the System Technical Specifications - System Board section of this document.

2. Sleep (S3 state) support:

- Sleep (S3 state) may not be supported with non-HP validated and qualified 64 GB LR DIMMs.
- Sleep (S3 state) is not supported with 128 GB 3DS LR DIMMs

3. You cannot intermix different types of memory. The system will not work if LR DIMMs, RDIMMs or 3DS LR DIMMs are intermixed.

DIMMs should be equally distributed across all six memory channels for optimal performance.

Each processor supports up to 6 channels of DDR4 memory. To realize full performance at least 1 DIMM must be inserted into each channel.

The CPUs determine the speed at which the memory is clocked. If a 2400MT/s capable CPU is used in the system, the maximum speed the memory will run at is 2400MT/s, regardless of the specified speed of the memory.

MT/s = Million Transfers per second

The Z8 G4 is designed to work ONLY with DDR4 memory. The system will not work with DDR3 memory.

**NOTE:** Factory-configured CTO (xxxxxAV) and aftermarket AMO (xxxxxAA, xxxxxAT) HP memory part numbers designated as "2666" may ship with "2933" or "3200" speed memory components. Similarly, HP Memory part numbers designated as "2933" may ship with "3200" speed memory. This does not affect HP part number availability, nor does it affect system performance or operation. All hardware configurations currently supporting HP memory part numbers

### Supported Components

designated as “2666” or 2933 have been fully qualified to work with fast speed memory and are fully supported by HP under standard support terms.

#### NVDIMM Memory

	Factory Configured	Option Kit	Option Kit Part Number	Support Notes
<b>Intel® Optane™ DC Persistent Memory (DCPMM)</b>				
128GB (1x128GB) DC Persistent Memory Module	Y	Y	9NH78AA	1
256GB (2x128GB) DC Persistent Memory Configuration	Y	N		1
256GB (1x256GB) DC Persistent Memory Module	N	Y	4D8C0AA	1
512GB (4x128GB) DC Persistent Memory Configuration	Y	N		1,2

**NOTE 1:** Supported only with Xeon 82xx, 62xx, 52xx and 4215/4215R processors.

- a. Available as factory configured in Memory Mode or Storage Mode.
  - i. Option Kit 4D8C0AA is currently only supported in memory mode.
- b. Systems configured with DCPMM memory will operate the memory subsystem at 2666 MT/s.
- c. Operating System Support:
  - i. Windows 11 Pro for Workstations with all updates applied
  - ii. Windows 10 Pro for Workstations v1903 or later with all updates applied.
  - iii. Linux OS support may be found in the [Linux Hardware Support Matrix](#).
- d. Detailed setup, security and support information may be found in the [Intel® Optane™ DC Persistent Memory: Configuration and Setup on HP Z6 G4 and Z8 G4 Workstation](#) white paper.
- e. DCPMM solutions require additional DRAM memory to be included in the solution:
  - i. Systems configured with DCPMM in Memory Mode will include DRAM memory to be used as cache. The amount of included DRAM memory is based on an 8:1 DCPMM to DRAM capacity ratio.
  - ii. Systems configured with DCPMM in Storage Mode will require DRAM System Memory to be ordered separately.
  - iii. DCPMM Memory will report approximately 2% less than advertised capacity .
- f. Total Memory (DCPMM + DRAM) per processor must be <= 1TB or 2TB per dual processor system.
  - i. Z8 G4 Note: “M” processors support a total memory limit < =2TB per processors or 4TB per dual processor system
  - ii. When Configured in Memory Mode, additional DRAM does not count against maximum processor memory.
- g. Maximum number of DCPMM modules in a Z8G4 is 6 per processor.
- h. Customer is responsible for additional required DRAM when adding DCPMM modules in Memory Mode.
- i. HP Z8G4 configured with some AMD Graphics are limited to 1TB of total DCPMM and DRAM memory. See AMD Graphics specifications for details.

**NOTE 2:** Requires 2<sup>nd</sup> processor option.

### Multimedia and Audio Devices

### Supported Components

#### Multimedia and Audio Devices

	Factory Configured	Option Kit	Option Kit Part Number	Support Notes
Integrated Realtek HD ALC221 Audio	Y	N		

#### Optical and Removable Storage

	Factory Configured	Option Kit	Option Kit Part Number	Support Notes
<b>HP SlimTray Optical Drives</b>				
HP 9.5mm Slim Blu Ray Disc Writer	Y	Y	K3R65AA	1
HP 9.5mm Slim DVD ROM	Y	Y	K3R63AA	1
<b>HP Half Height Optical Drives</b>				
HP HH DVD Writer (16X RW DVD-R)	N	Y	4AR67AA	
HP 9.5mm Slim DVD Writer*	Y	Y	K3R64AA	1
<b>HP SD Card Reader</b>				
HP SD 4 Card Reader	Y	Y	Y0L99AA	
<b>HDD Frame/Carriers</b>				
HP DX175 Removable HDD Carrier	N	Y	1ZX72AA	
HP DX175 Removable HDD Frame/Carrier	N	Y	1ZX71AA	
<b>NVMe Frame/Carrier</b>				
HP QX310 Removable NVMe Frame/Carrier w/PCIe card	Y	N		
HP QX310 Removable Carrier only	N	Y	8GQ91AA/AT	

**NOTE 1:** Installing an optical drive into Z8 G4 requires a 5.25" external bay adapter.

\*Actual speeds may vary. No support for DVD-RAM (DVD Writer). Does not permit copying of commercially available DVD movies or other copyright protected materials. Intended for creation and storage of your original material and other lawful uses. Double Layer discs can store more data than single layer discs. However, double-layer discs burned with this drive may not be compatible with many existing single-layer DVD drives and players.

With Blu-ray, certain disc, digital connection, compatibility and/or performance issues may arise, and do not constitute defects in the product. Flawless playback on all systems is not guaranteed. In order for some Blu-ray titles to play, they may require a DVI or HDMI digital connection and your display may require HDCP support. HD-DVD movies cannot be played on this workstation.

#### Networking and Communications

	Factory Configured	Option Kit	Option Kit Part Number	Support Notes
Intel® I350-T2 PCIe Dual Port Gigabit NIC	Y	Y	V4A91AA	
Intel® I350-T4 PCIe 4-Port Gigabit NIC	N	Y	W8X25AA	
Intel® Ethernet I210-T1 PCIe x1 Gb NIC	Y	Y	E0X95AA	
Aquantia® NBASE-T 5GbE PCIe NIC	N	Y	1PM63AA	

### Supported Components

Intel® X550-T2 10GbE Dual Port NIC	Y	Y	1QL46AA	
Intel® X710-DA2 10GbE SFP+ Dual Port NIC	Y	Y	1QL47AA	1
HP 10GBASE-T Dual NIC Module Z6/8 G4	Y	Y	1QL49AA	
Intel® 8265 802.11 a/b/g/n/ac&BT PCIe	N	Y	1QL48AA	
Intel® 9260 802.11 a/b/g/n/ac&BT PCIe	N	Y	6SL33AA	US/CAN only
HP 10GbE SFP+ SR 1 <sup>st</sup> Transceiver	Y	Y	C3N53AA	
HP 10GbE SFP+ SR 2 <sup>nd</sup> Transceiver	Y	Y	C3N53AA	
Intel® Wi-Fi 6 AX200 & BT PCIe	N	Y	7CE01AA	
Intel AX210 Wi-Fi 6e non-vPro +Bluetooth 5.2 External Antenna WLAN	N	Y	340L7AA	
Allied Telesis AT-2914SX/LC-901 1GB LC Fiber NIC	Y	Y	1C7Q2AA	
Allied Telesis AT-2911T/2-901 Dual Port 1GbE NIC	Y	Y	6E3Y9AA	

**Note 1:** Windows 7 is NOT supported

### Racking and Physical Security

### Supported Components

#### Racking and Physical Security

	Factory Configured	Option Kit	Option Kit Part Number	Support Notes
Security Cable with Kensington Lock	N	Y	PC766A	
HP Chassis Intrusion Sensor	Y	N		1
HP Z640/Z840/Z8G4 Rail Rack Kit	N	Y	2FZ77AA	
HP Z8 Rack Rail Upgrade Kit	N	Y	2FZ76AA	
HP Keyed Cable Lock 10mm	N	Y	T1A62AA	

**NOTE 1:** Standard on all systems

#### Input Devices

	Factory Configured	Option Kit	Option Kit Part Number	Support Notes
HP Wireless Business Slim Keyboard and Mouse	Y	Y	N3R88AA	
Business Slim PS/2 Wired Keyboard	Y	Y	N3R86AA	
USB Business Slim Wired Keyboard	Y	Y	N3R87AA	
USB Premium Wired Keyboard	Y	Y	Z9N40AA	
USB Wired SmartCard CCID Keyboard	Y	Y	E6D77AA	
HP Optical USB Mouse	Y	Y	QY777AA	
HP PS/2 Mouse	Y	Y	QY775AA	
USB 1000dpi Laser Mouse	Y	Y	QY778AA	
HP USB Hardened Mouse	Y	Y	P1N77AA	
HP Creator 935 Black Wireless Mouse	N	Y	1D0K8AA	
HP Wired 320M Mouse	Y	Y	9VA80AA	

#### Other Hardware

	Factory Configured	Option Kit	Option Kit Part Number	Support Notes
HP Internal USB Port Kit	N	Y	EM165AA	Note 1
HP eSATA PCI Cable Kit	Y	Y	GM110AA	Note 2
HP Optical Bay HDD Mounting Bracket	N	Y	NQ099AA	Note 3
HP 2.5in HDD/SSD 2-in-1 ODD Bay Bracket	N	Y	K4T74AA	Note 4
HP Z Premium Front I/O 2xUSB-A 2xUSB-C	N	Y	1XM32AA	
HP Power Cord Kit	Y	N		
HP Workstation Mouse Pad	Y	N		Japan Only
HP ENERGY STAR® Certified Configuration	Y	N		

**NOTE 1:** The HP Internal USB Port kit has a single USB 2.0 type A connector.

**NOTE 2:** No hot plug / hot swap supported with eSATA

**NOTE 3:** NQ099AA used to install greater than four 3.5" HDDs in the factory or when purchasing Aftermarket Option (AMO) drives



### Supported Components

**NOTE 4:** K4T74AA used to install greater than four 2.5" HDD/SSDs in the factory or when purchasing Aftermarket Option (AMO) drives

Application Software	Factory Configured	Option Kit	Option Kit Part Number	Support Notes
Sobey Video Editing SW	Y	N		China Only
HP ZCentral Remote Boost	N	N		
Data Science Stack	Y	N		1, 2
WSL2/Ubuntu Data Science Stack	Y	N		1, 3

\*Not all Application Software for Z Desktop Workstations is included with purchase.  
**Note 1:** Only available with NVIDIA graphics cards selections.  
**Note 2:** Only available with Ubuntu 20.04 LTS preinstall.  
**Note 3:** Only available with Windows 10 Pro for Workstations or Windows 11 Pro for Workstations.

### Supported Components

#### Operating Systems

#### Support Notes

Windows 11 Pro for Workstations

Note 4,5

Windows 10 Pro for Workstations

Note 3,4,5

Ubuntu 20.04 LTS

Note 2

HP Linux® Installer Kit

Note 2

Red Hat® Enterprise Linux® (RHEL) Workstation - Paper License (1yr)

Note 1,2

**NOTE 1:** This second OS must be ordered with the HP Linux® Installer Kit as the first OS.

**NOTE 2:** For detailed Linux® OS/hardware support information, see:

[http://www.hp.com/support/linux\\_hardware\\_matrix](http://www.hp.com/support/linux_hardware_matrix)

**NOTE 3:** Device comes with Windows 10 and a free Windows 11 upgrade or may be preloaded with Windows 11. Upgrade timing may vary by device. Features and app availability may vary by region. Certain features require specific hardware (see Windows 11 Specifications).

**NOTE 4:** Not all features are available in all editions or versions of Windows. Systems may require upgraded and/or separately purchased hardware, drivers, software or BIOS update to take full advantage of Windows functionality. Windows is automatically updated and enabled. High speed internet and Microsoft account required. ISP fees may apply and additional requirements may apply over time for updates. See <http://www.windows.com>.

**NOTE 5:** Available with Windows Subsystem for Linux® (WSL2).

### System Technical Specifications

#### System Board

<b>System Board Form Factor</b>	Custom Form Factor, 16.34"x15.25" (415mm x 387.2mm)
<b>Processor Socket</b>	Dual FCLGA3647 (Socket P)
<b>CPU Bus Speed</b>	UPI: Up to 10.4GT/second, depending on processor
<b>Chipset</b>	Intel® C622 Chipset
<b>Super I/O Controller</b>	Nuvoton SIO15
<b>Memory Expansion Slots</b>	24 slots (12 slots per CPU)
<b>Memory Type Supported</b>	DDR4 R-DIMM (Registered), ECC: 8GB, 16GB, 32GB, and 64GB DDR4 LR-DIMM (Load Reduced), ECC: 64GB DDR4 3DS LR DIMM (3D Stacked, Load Reduced), ECC: 128GB* *128GB DIMMs are supported but no longer supplied by HP
<b>Memory Modes</b>	NUMA (Non-Uniform Memory Architecture), Memory Node Interleave
<b>Memory Speed Supported</b>	2133MT/s, 2400MT/s, and 2666MT/s, and 2933MT/s
<b>Available Memory Configurations:</b>	

System Memory	Single Processor												Perf Rating
	CPU 0												
	Top Slots						Bottom Slots						
	DIMM 1	DIMM 2	DIMM 3	DIMM 4	DIMM 5	DIMM 6	DIMM 7	DIMM 8	DIMM 9	DIMM 10	DIMM 11	DIMM 12	
8GB	8GB												Fair
16GB	8GB											8GB	Good
24GB	8GB		8GB		8GB								Better
32GB	8GB		8GB							8GB		8GB	Better
	16GB											16GB	Good
48GB	8GB		8GB		8GB			8GB		8GB		8GB	Best
	16GB		16GB		16GB								Better
64GB	16GB		16GB							16GB		16GB	Better
	32GB											32GB	Good
96GB	8GB	8GB	8GB	8GB	8GB	8GB	8GB	8GB	8GB	8GB	8GB	8GB	Best
	16GB		16GB		16GB			16GB		16GB		16GB	Best
	32GB		32GB		32GB								Better
128GB	32GB		32GB							32GB		32GB	Better
192GB	16GB	16GB	16GB	16GB	16GB	16GB	16GB	16GB	16GB	16GB	16GB	16GB	Best
	32GB		32GB		32GB			32GB		32GB		32GB	Best
256GB	32GB	32GB	32GB		32GB			32GB		32GB	32GB	32GB	Better
	64GB		64GB							64GB		64GB	Better
384GB	32GB	32GB	32GB	32GB	32GB	32GB	32GB	32GB	32GB	32GB	32GB	32GB	Best
	64GB		64GB		64GB			64GB		64GB		64GB	Best
512GB	64GB	64GB	64GB		64GB			64GB		64GB	64GB	64GB	Better
768 GB	64GB	64GB	64GB	64GB	64GB	64GB	64GB	64GB	64GB	64GB	64GB	64GB	Best
	128GB		128GB		128GB			128GB		128GB		128GB	Best
1.5 TB	128GB	128GB	128GB	128GB	128GB	128GB	128GB	128GB	128GB	128GB	128GB	128GB	Best

System Technical Specifications

System Memory	Dual Processor Configuration																									Performance Rating
	CPU 0												CPU 1													
	Top Slots						Bottom Slots						Top Slots						Bottom Slots							
	DIMM 1	DIMM 2	DIMM 3	DIMM 4	DIMM 5	DIMM 6	DIMM 7	DIMM 8	DIMM 9	DIMM 10	DIMM 11	DIMM 12	DIMM 1	DIMM 2	DIMM 3	DIMM 4	DIMM 5	DIMM 6	DIMM 7	DIMM 8	DIMM 9	DIMM 10	DIMM 11	DIMM 12		
16GB	8GB											8GB												Fair		
32GB	8GB										8GB	8GB											8GB	Good		
48GB	8GB		8GB		8GB							8GB		8GB		8GB								Better		
	8GB		8GB						8GB		8GB	8GB		8GB								8GB		8GB	Better	
64GB	16GB										16GB	16GB												16GB	Good	
	8GB		8GB		8GB			8GB		8GB		8GB	8GB		8GB		8GB			8GB		8GB		8GB	Best	
96GB	16GB		16GB		16GB							16GB		16GB		16GB									Better	
	16GB		16GB								16GB	16GB		16GB								16GB		16GB	Better	
128GB	32GB										32GB	32GB												32GB	Good	
	8GB	8GB	8GB	8GB	8GB	8GB	8GB	8GB	8GB	8GB	8GB	8GB	8GB	8GB	8GB	8GB	8GB	8GB	8GB	8GB	8GB	8GB	8GB	8GB	Best	
192GB	16GB		16GB		16GB			16GB		16GB		16GB	16GB		16GB		16GB			16GB		16GB		16GB	Best	
	32GB		32GB		32GB							32GB		32GB		32GB									Better	
256GB	32GB		32GB							32GB		32GB	32GB		32GB							32GB		32GB	Better	
	64GB											64GB	64GB											64GB	Good	
384GB	16GB	16GB	16GB	16GB	16GB	16GB	16GB	16GB	16GB	16GB	16GB	16GB	16GB	16GB	16GB	16GB	16GB	16GB	16GB	16GB	16GB	16GB	16GB	16GB	Best	
	32GB		32GB		32GB			32GB		32GB		32GB	32GB		32GB		32GB			32GB		32GB		32GB	Best	
	64GB		64GB		64GB								64GB		64GB		64GB								Better	
512GB	64GB		64GB							64GB		64GB	64GB		64GB							64GB		64GB	Better	
768GB	32GB	32GB	32GB	32GB	32GB	32GB	32GB	32GB	32GB	32GB	32GB	32GB	32GB	32GB	32GB	32GB	32GB	32GB	32GB	32GB	32GB	32GB	32GB	32GB	Best	
	64GB		64GB		64GB			64GB		64GB		64GB	64GB		64GB		64GB			64GB		64GB		64GB	Best	
	128GB		128GB		128GB								128GB		128GB		128GB								Better	
1TB	64GB	64GB	64GB		64GB			64GB		64GB	64GB	64GB	64GB	64GB	64GB	64GB	64GB			64GB		64GB	64GB	64GB	Better	
1.5TB	64GB	64GB	64GB	64GB	64GB	64GB	64GB	64GB	64GB	64GB	64GB	64GB	64GB	64GB	64GB	64GB	64GB	64GB	64GB	64GB	64GB	64GB	64GB	64GB	Best	
	128GB		128GB		128GB			128GB		128GB		128GB	128GB		128GB		128GB			128GB		128GB		128GB	Best	



System Technical Specifications

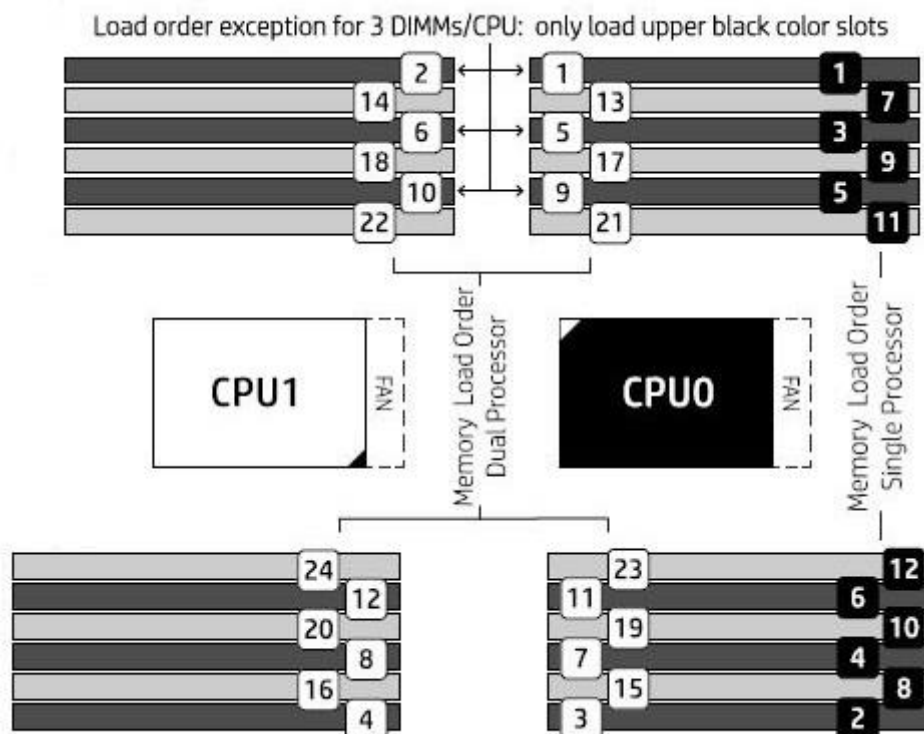
3TB	128GB	128GB	128GB	128GB	128GB	128GB	128GB	128GB	128GB	128GB	128GB	128GB	128GB	128GB	128GB	128GB	128GB	128GB	128GB	128GB	128GB	128GB	128GB	128GB	Best
-----	-------	-------	-------	-------	-------	-------	-------	-------	-------	-------	-------	-------	-------	-------	-------	-------	-------	-------	-------	-------	-------	-------	-------	-------	------



### System Technical Specifications

#### Memory Loading Order:

#### Load Order for Single and Dual Processor Configuration



#### Maximum Memory

Supports up to 1.5TB with two processors, using RDIMMs  
 Supports up to 3TB with two processors, using 3DS LR DIMMs\*  
 \*The 3TB configuration requires 128GB DIMMs which are no longer sold by HP

#### Memory Configuration (Supported)

- Only ECC Registered DIMMs are supported.
- RDIMM (Registered), LR DIMM (Load Reduction) and 3DS LR DIMM (3D Stacked Load Reduced) memory cannot be mixed. All memory installed in the system must be either RDIMM, LR DIMM or 3DS LR DIMM.
  - Do not install memory modules into memory slots if corresponding processor is not installed.
  - Dual processor configurations with memory modules installed for only one processor is not supported.

#### Notes

For systems installed with Microsoft Windows 7 (Ultimate, Enterprise or Pro), the maximum accessible system memory is 192GB

- Sleep (S3 state) support:
- Sleep (S3 state) may not be supported with non-HP validated and qualified 64 GB LR DIMMs.
- Sleep (S3 state) not supported with 128 GB LR DIMMs

### System Technical Specifications

#### NVDIMM Memory

Intel® Optane™ DC Persistent Memory is available factory configured in the following capacities:

- 128GB (1x128GB) Single Processor Configuration
- 256GB (2x128GB) Single Processor Configuration
- 512GB (4x128GB) Dual Processor Configuration

#### NOTES:

1. Supported only with Xeon 82xx, 62xx, 52xx and 4215 processors.
  - a. Available as factory configured in Memory Mode or Storage Mode.
    - i. Microsoft Configured Memory Mode will be available in CQ1 2020
  - b. Systems configured with DCPMM memory will operate the memory subsystem at 2666 MT/s.
  - c. Operating System Support:
    - i. Windows 11 Pro for Workstations with all updates applied.
    - ii. Windows 10 Pro for Workstations v1903 or later with all updates applied.
    - iii. Linux OS support may be found in the [Linux Hardware Support Matrix](#).
  - d. Detailed setup, security and support information may be found in the [Intel® Optane™ DC Persistent Memory: Configuration and Setup on HP Z6 G4 and Z8 G4 Workstation](#) white paper.
  - e. DCPMM solutions require additional DRAM memory to be included in the solution:
    - i. Systems configured with DCPMM in Memory Mode will include DRAM memory to be used as cache. The amount of included DRAM memory is based on an 8:1 DCPMM to DRAM capacity ratio.
    - ii. Systems configured with DCPMM in Storage Mode will require DRAM System Memory to be ordered separately.
    - iii. DCPMM Memory will report approximately 2% less than advertised capacity .
  - f. Total Memory (DCPMM + DRAM) per processor must be <= 1TB or 2TB per dual processor system.
    - i. Z8 G4 Note: "M" processors support a total memory limit <=2TB per processors or 4TB per dual processor system
2. Option Kit available in CQ1-2020.
3. Requires 2<sup>nd</sup> processor option.

#### PCI Express Connectors

Two PCIe Gen3 x16 with latch  
 Two PCIe Gen3 x16 with latch.

- Enabled only with optional 2nd CPU is installed.

One PCIe Gen3 x8 open-ended connector.

- Enabled for One PCIe Gen2 x4 slot with 1 CPU
- Enabled for One PCIe Gen3 x8 with optional 2nd CPU installed

Two PCIe Gen3 x4 open-ended connectors

#### Supported Drive Interfaces

**SATA** 2 sSATA @6Gb/s, supports RAID 0, 1.  
 8 SATA @6Gb/s, supports RAID 0, 1, 5, 10.  
 Factory integrated Intel® SATA RAID is Microsoft Windows only.

**External SATA (eSATA)\*** Supported on all SATA and sSATA ports configurable with optional eSATA\* After-Market Option cable kit)  
 \* hot plug / hot swap not supported with eSATA

**Factory Configured RAID** SATA: RAID 0, 1, 10

#### Network Controller

**Integrated Intel I219LM** Memory Integrated 3KB receive buffer and 3KB transmit buffer  
 Data rates supported: 10/100/1000 Mb/s  
 Compliance IEEE 802.1as/1588, 802.1p, 802.1Q, 802.3, 802.3ab, 802.3az, 802.3i  
 802.3u, 802.3x, 802.3z  
 Up to 32 programmable filters  
 Bus architecture PCIe 1.0 x1 and SMBus  
 UEFI and PXE Boot ROM support  
 Network transfer rates:  
 10BASE-T (half-duplex) 10 Mb/s  
 10BASE-T (full-duplex) 20 Mb/s

		100BASE-TX (half-duplex) 100 Mb/s 100BASE-TX (full-duplex) 200 Mb/s 1000BASE-T (full-duplex) 2000 Mb/s Management capabilities: WOL (All Power States, including Max Power Savings), auto MDI crossover, PXE, RSS, Advanced cable diagnostics, AMT 11.2x support, vPro compliant
	<b>Integrated Intel X722 for 1GbE</b>	Data rates supported: 1000 Mb/s Compliance IEEE 802.1as/1588v2, 802.1p, 802.1Q, 802.3, 802.3ab, 802.3az, 802.3x Up to 16 UDP/TCP programmable filters Bus architecture: PCIe 3.0 UEFI and PXE Boot ROM support Intel iWARP Support (RDMA) Network transfer rates: 1000BASE-T (full-duplex) 2000 Mb/s Management capabilities: WOL (Excluding Max Power Savings), auto MDI crossover, PXE, Quad Hash filtering, RSS, Advanced cable diagnostics
<b>Integrated Graphics</b>	None	
<b>PCI-X Connectors</b>	None	
<b>PCI Card Guide</b>	Yes	
<b>Wake on LAN</b>	Yes, both ports	
<b>Integrated Trusted Platform Module</b>	Trusted Platform Module (TPM) 2.0 (Infineon SLB 9670) Common Criteria EAL4+ Certified FIPS 140-2 Certified (firmware v7.85) TPM Certified products list: <a href="https://trustedcomputinggroup.org/membership/certification/tpm-certified-products/">https://trustedcomputinggroup.org/membership/certification/tpm-certified-products/</a> CG TPM Certified products list: <a href="http://www.trustedcomputinggroup.org/certification/tpm-certified-products/">http://www.trustedcomputinggroup.org/certification/tpm-certified-products/</a>	
<b>IEEE 1394 Connector(s)</b>	<b>Front</b> <b>Rear</b> <b>Internal</b>	None None None
<b>USB Connector(s)</b>	<b>Front</b>         <b>Rear</b>   <b>Internal</b>	Front I/O Entry: 4 USB 3.1 Gen1 (Left-most Port has Charging Capability) Front I/O Premium: 2x USB 3.1 Gen1, 2x USB 3.1 Gen2 Type-C™ (Left-most Port has Charging Capability) <ul style="list-style-type: none"><li>• Charging Ports provide 1.5 Amps @ 5 Volts</li><li>• Standard USB Type A Ports provide 900mA @ 5 Volts</li><li>• USB Type C Ports provide 3 Amps @ 5 Volts</li></ul> 6 USB 3.1 Gen1, Type A  1 USB 3.1 Gen1 available with a single 12-pin shrouded connector. This header supports a USB Media Card reader.  1 USB 2.0 single-port header 1x USB 2.0 dual-port header
<b>HD Integrated Audio</b>	Realtek ALC221	
<b>Flash ROM</b>	Yes	
<b>CPU Fan Header</b>	Two headers for CPU fans	
<b>Memory Fan Header</b>	Two headers	
<b>Chassis Fan Header</b>	One Rear Chassis Fan Header	
<b>Front PCI Fan Header</b>	One Front and one Aux Fan Header	

### System Technical Specifications

<b>Front User Interface Header</b>	Power Button; Power and HDD Activity LEDs; Power for USB Ports			
<b>Front Audio Header</b>	FIO Headset/Mic and Speaker			
<b>CMOS Battery Holder - Lithium</b>	Yes			
<b>Power Supply Headers</b>	Yes			
<b>Clear Password Jumper</b>	Yes			
<b>Serial Port</b>	Yes, on rear panel			
<b>Parallel Port</b>	No			
<b>Keyboard/Mouse</b>	Yes			
<b>Power Supply</b>	1125W/1275W*/1450W* 90% Efficient, Custom PSU (Wide-Ranging, Active PFC) 90-269 VAC		1450W/1550W*/1700W* 90% Efficient, Custom PSU (Wide-Ranging, Active PFC) 90-269 VAC	
<b>Operating Voltage Range</b>				
<b>Rated Voltage Range</b>	100-127 VAC 200-240 VAC	118 VAC	100-127VAC 200-240VAC	118 VAC
<b>Rated Line Frequency</b>	50-60 Hz	400 Hz	50-60Hz	400 Hz
<b>Operating Line Frequency Range</b>	47-66 Hz	393-407 Hz	47-66Hz	393-407 Hz
<b>Rated Input Current</b>	12A @ 100-127 VAC 10A @ 200-240 VAC	12A @ 118 VAC	16A @ 100-127 VAC 10A @ 200-240 VAC	16A @ 118VAC
<b>Heat Dissipation (Configuration and software dependent)</b>	Typical = 2419 btu/hr Max 1 = 4626 btu/hr Max 2 = 5001 btu/hr Max 3 = 5560 btu/hr		Typical = 2970 btu/hr Max 1 = 5962 btu/hr Max 2 = 6080 btu/hr Max 3 = 6519 btu/hr	
<b>Power Supply Fan</b>	(2) Blowers variable speed		(2) Blowers variable speed	
<b>ENERGY STAR Qualified</b> (Configuration dependent)	Yes		Yes	
<b>Power Supply Efficiency</b>	90% Efficient		90% Efficient	
	The Z8 G4 1125W (1450W at 200V Input Voltage) power supply efficiency report can be found at this link: <a href="https://plugloadsolutions.com/psu_reports/HP%20Inc_DPS-1125BB%20A_1125W_ECOS%204825_Report.pdf">https://plugloadsolutions.com/psu_reports/HP%20Inc_DPS-1125BB%20A_1125W_ECOS%204825_Report.pdf</a>		The Z8 G4 1450W (1700W at 200V Input Voltage) power supply efficiency report can be found at this link: <a href="https://plugloadsolutions.com/psu_reports/HP%20Inc_DPS-1450AB%20A_1450W_ECOS%204826_Report.pdf">https://plugloadsolutions.com/psu_reports/HP%20Inc_DPS-1450AB%20A_1450W_ECOS%204826_Report.pdf</a>	
<b>FEMP Standby Power Compliant @115V (&lt;2W in S5 - Power Off)</b>	Yes		Yes	
<b>EuP Compliant @ 230V (&lt;0.5 W in S5 - Power Off)</b>	Yes		Yes	
<b>CECP Compliant @ 220V</b>	Yes; Configuration dependent		Yes; Configuration dependent	

### System Technical Specifications

(<4W in S3 - Suspend to RAM)

**Power Consumption in sleep mode (as defined by ENERGY STAR) - Suspend to RAM (S3) (Instantly Available PC)**

TBD

TBD

**Built-in Self-Test LED**

Yes

Yes

**Surge Tolerant Full Ranging Power Supply (withstands power surges up to 2000V)**

Yes

Yes

\*Input voltage restriction

**NOTE:** The 1125W (1450W at 200V Input Voltage) power supply can also supply 1275W of output power when the input voltage is greater than 105V. If the input voltage is less than 105V, but greater than 90V for any reason, the maximum power that can be drawn is 1125W. An uninterruptible power supply (UPS) is highly recommended if 1275W output power is desired.

The 1125W Power Supply can also supply 1450W of output power when the input voltage is greater than 180V under all conditions.

**NOTE:** The 1450W (1700W at 200V Input Voltage) power supply can also supply 1550W of output power when the input voltage is greater than 105V. If the input voltage is less than 105V, but greater than 90V for any reason, the maximum power that can be drawn is 1450W. An uninterruptible power supply (UPS) is highly recommended if 1550W output power is desired.

The 1450W Power Supply can also supply 1700W of output power when the input voltage is greater than 180V under all conditions.

**AUX IN (audio)**

No

**Clear CMOS Button**

Yes

**Multibay Header**

No

**Integrated Gigabit Ethernet**

Yes, dual port.

**Access Panel**

No

**Solenoid Lock Header**

**Access Panel Intrusion Sensor Header**

Yes, as part of Front UI (Control Panel) cable header

**Memory Fan Connector**

Yes, blind-mate



### System Technical Specifications

### System Configurations

Example Z8 G4 Configuration #1	Processor Info	1x Intel Xeon 3106 1.7 2133 8C 85 1stCPU					
	Memory Info	16GB DDR4-2666 (2x8GB) RegRAM CPU1					
	Graphics Info	1x NVIDIA Quadro P600					
	Disks/Optical/Floppy	1x 256GB SATA 1st SSD /1x DVD-ROM SATA					
	Power Supply	1125W 90% Custom PSU					
	Other	-					
	Energy Consumption		115 VAC		230 VAC		100 VAC
		LAN Enabled	LAN Disabled	LAN Enabled	LAN Disabled	LAN Enabled	LAN Enabled
Windows Idle (S0)		75.4		74.8		75.7	
Windows Busy Typ(S0)		122.04		111.9		113.6	
Windows Busy Max (S0)		125.4		124.6		126.6	
Sleep (S3)		6.22	6.26	6.26	6.26	6.33	6.25
Off (S5)		4.23	4.19	4.19	4.16	4.13	4.12
Zero Power Mode (ErP)		0.31		0.40		0.29	
Heat Dissipation (Btu/hr)		115 VAC		230 VAC		100 VAC	
		LAN Enabled	LAN Disabled	LAN Enabled	LAN Enabled	LAN Disabled	LAN Enabled
	Windows Idle (S0)	257.5		255.3		258.5	
	Windows Busy Typ(S0)	416.4		382.0		387.6	
	Windows Busy Max (S0)	427.9		425.1		432.0	
	Sleep (S3)	21.2	21.1	21.3	21.2	21.6	21.3
	Off (S5)	14.4	14.0	14.3	14.2	14.1	14.1
	Zero Power Mode (ErP)	1.04		1.38		0.99	
Example Z8 G4 Configuration #2	Processor Info	2x Intel Xeon 4114 2.2 2400 10C 85 1stCPU					
	Memory Info	48GB DDR4-2666 (6x8GB) RegRAM CPU2					
	Graphics Info	1x NVIDIA Quadro P2000					
	Disks/Optical/Floppy	4x 512GB SATA 1st SSD /1x DVD-ROM SATA					
	Power Supply	1125W 90% Custom PSU					
	Other	-					
	Energy Consumption		115 VAC		230 VAC		100 VAC
		LAN Enabled	LAN Disabled	LAN Enabled	LAN Disabled	LAN Enabled	LAN Enabled
Windows Idle (S0)		105.2		103.3		102.5	
Windows Busy Typ(S0)		257.4		246.3		260.9	
Windows Busy Max (S0)		296.2		289.9		297.6	
Sleep (S3)		8.46	8.35	8.57	8.45	8.58	8.57
Off (S5)		4.15	4.14	4.31	4.19	4.21	4.15
Zero Power Mode (ErP)		0.31		0.40		0.29	
Heat Dissipation (Btu/hr)		115 VAC		230 VAC		100 VAC	
		LAN Enabled	LAN Disabled	LAN Enabled	LAN Enabled	LAN Disabled	LAN Enabled
	Windows Idle (S0)	359.0		352.5		349.8	
	Windows Busy Typ(S0)	878.3		840.5		890.2	

### System Technical Specifications

	Windows Busy Max (S0)	1010.7		989.1		1015.6	
	Sleep (S3)	28.8	28.5	29.2	28.8	29.2	29.2
	Off (S5)	14.1	14.1	14.6	14.2	14.3	14.1
	Zero Power Mode (ErP)	1.04		1.36		0.99	

<b>Example Z8 G4 Configuration #3</b>	Processor Info	2x Intel Xeon 5120 2.2 2400 14C 105 1stCPU					
	Memory Info	96GB DDR4-2666 (12x8GB) RegRAM CPU2					
	Graphics Info	1x NVIDIA Quadro P4000					
	Disks/Optical/Floppy	4x 2TB 7200 RPM SATA 1st HDD /1x DVDRW SATA					
	Power Supply	1125W 90% Custom PSU					
	Other	-					

Energy Consumption		115 VAC		230 VAC		100 VAC	
		LAN Enabled	LAN Disabled	LAN Enabled	LAN Disabled	LAN Enabled	LAN Enabled
	Windows Idle (S0)	125.7		123.6		125.8	
	Windows Busy Typ(S0)	340.7		332.9		343.7	
	Windows Busy Max (S0)	417.1		411.8		426.1	
	Sleep (S3)	9.28	9.10	9.24	9.15	9.49	9.26
	Off (S5)	4.15	4.14	4.32	4.10	4.21	4.16
	Zero Power Mode (ErP)	0.31		0.41		0.30	

Heat Dissipation  (Btu/hr)		115 VAC		230 VAC		100 VAC			
		LAN Enabled	LAN Disabled	LAN Enabled	LAN Enabled	LAN Disabled	LAN Enabled		
	Windows Idle (S0)	429.3		422.0		429.5			
	Windows Busy Typ(S0)	1162.7		1136.0		1172.9			
	Windows Busy Max (S0)	1423.4		1405.3		1453.9			
	Sleep (S3)	31.6	31.0	31.5	31.2	32.4	31.5		
	Off (S5)	14.1	14.1	14.7	13.9	14.3	14.2		
	Zero Power Mode (ErP)	1.05		1.38		1.03			

<b>Example Z8 G4 Configuration #4</b>	Processor Info	2x Intel Xeon 6152 2.1 2666 22C 140 CPU					
	Memory Info	192GB DDR4-2666 (24x8GB) RegRAM CPU					
	Graphics Info	2x NVIDIA Quadro P5000					
	Disks/Optical/Floppy	6x 1 TB SATA SSD /1x DVDRW SATA					
	Power Supply	1125W 90% Custom PSU					
	Other	-					

Energy Consumption		115 VAC		230 VAC		100 VAC	
		LAN Enabled	LAN Disabled	LAN Enabled	LAN Disabled	LAN Enabled	LAN Enabled
	Windows Idle (S0)	161.1		157.8		160.4	
	Windows Busy Typ(S0)	524.7		500.7		496.1	
	Windows Busy Max (S0)	644.2		624.2		652.7	
	Sleep (S3)	10.3	10.2	10.2	10.1	10.1	10.1
	Off (S5)	4.14	4.01	4.19	4.19	4.16	4.15
	Zero Power Mode (ErP)	0.31		0.41		0.31	

### System Technical Specifications

Heat Dissipation (Btu/hr)		115 VAC		230 VAC		100 VAC	
		LAN Enabled	LAN Disabled	LAN Enabled	LAN Enabled	LAN Disabled	LAN Enabled
	Windows Idle (S0)	549.6		538.4		547.5	
	Windows Busy Typ(S0)	1790.4		1708.6		1692.6	
	Windows Busy Max (S0)	2198.1		2129.8		2227.0	
	Sleep (S3)	35.3	34.9	35.0	34.7	34.5	134.3
	Off (S5)	14.1	13.6	14.3	14.3	14.2	14.1
	Zero Power Mode (ErP)	1.06		1.39		1.04	

<b>Example Z8 G4 Configuration #5</b>	Processor Info	2x Intel Xeon 6136 3.0 2666 12C 150 CPU					
	Memory Info	768GB DDR4-2666 (24x32GB) RegRAM CPU2					
	Graphics Info	2x NVIDIA Quadro P6000					
	Disks/Optical/Floppy	HP Z Turbo Quad Pro 4x1TB + 4x 1 TB SATA SSD /1x DVDRW SATA					
	Power Supply	1450W 90% Custom PSU					
	Other	-					

Energy Consumption		115 VAC		230 VAC		100 VAC	
		LAN Enabled	LAN Disabled	LAN Enabled	LAN Disabled	LAN Enabled	LAN Enabled
	Windows Idle (S0)	194.0		192.6		197.0	
	Windows Busy Typ(S0)	640.2		622.0		647.0	
	Windows Busy Max (S0)	788.0		761.3		800.6	
	Sleep (S3)	21.1	19.7	19.7	18.8	21.3	19.8
	Off (S5)	4.24	4.22	4.53	4.51	4.24	4.21

Heat Dissipation (Btu/hr)		115 VAC		230 VAC		100 VAC	
		LAN Enabled	LAN Disabled	LAN Enabled	LAN Enabled	LAN Disabled	LAN Enabled
	Windows Idle (S0)	662.1		657.2		672.3	
	Windows Busy Typ(S0)	2184.3		2122.3		2207.7	
	Windows Busy Max (S0)	2688.8		2597.8		2731.7	
	Sleep (S3)	72.3	67.5	67.5	64.1	72.6	67.7
	Off (S5)	14.4	14.4	15.4	15.4	14.4	14.3

**NOTE:** Power consumption measurements do not take advantage of the Intel Turbo Boost Technology. As a result, power consumption measurements may be higher.

### DECLARED NOISE EMISSIONS

<b>System Configuration (Entry level)</b>	<b>Processor Info</b>	2-Intel® Xeon® Gold 6134 processor 3.2GHz 8C CPU					
	<b>Memory Info</b>	96GB (12x8GB) DDR4-2666 ECC Memory RDIMMs					
	<b>Graphics Info</b>	1-NVIDIA® Quadro® P400 2GB					
	<b>Disks/Optical</b>	1-500GB SATA 7200RPM 3.5" HDD / 1-HP 9.5mm Slim Blu Ray Disc Writer					
	<b>Power Supply</b>	1125 W					

Declared Noise Emissions (in accordance with ISO 7779 and ISO 9296)		Sound Power (LWAd, bels)	Deskside Sound Pressure (LpAm, decibels)
	Idle	3.6	19

### System Technical Specifications

	<b>Hard drive Operating</b> (random reads)	3.7	19
--	---	-----	----

<b>System Configuration</b> (Mid-range)	<b>Processor Info</b>	2-Intel® Xeon® Gold 6146 processor 3.2GHz 12C CPU
	<b>Memory Info</b>	384GB (24x16GB) DDR4-2666 ECC Memory RDIMMs
	<b>Graphics Info</b>	1-NVIDIA® Quadro® P6000 24GB
	<b>Disks/Optical</b>	2-300GB 12Gb/s 15KRPM SAS HDD / 1-HP 9.5mm Slim Blu Ray Disc Writer
	<b>Power Supply</b>	1450 W

<b>Declared Noise Emissions</b> (in accordance with ISO 7779 and ISO 9296)		<b>Sound Power</b> (LWAd, bels)	<b>Deskside Sound Pressure</b> (LpAm, decibels)
	<b>Idle</b>	3.6	20
	<b>Hard drive Operating</b> (random reads)	3.8	23

### ENVIRONMENTAL DATA

<b>Environmental Requirements</b>	<b>Temperature</b>	Operating: 5° to 35° C (40° to 95° F) Non-operating: -40° to 60° C (-40° to 140° F)
	<b>Humidity</b>	Operating: 8% to 85% RH, non-condensing Non-operating: 8% to 90% RH, non-condensing
	<b>Maximum Altitude</b>	Operating: 3,048 m (10,000 feet) Non-operating: 9,144 m (30,000 feet)
	<b>Dynamic (new)</b>	<b>Shock</b> Operating: 1/2-sine: 40g, 2-3ms (~62 cm/sec) Non-operating: 1/2-sine: 160 cm/s, 2-3ms (~105g) square: 422 cm/s, 20g <b>NOTE:</b> Values represent individual shock events and do not indicate repetitive shock events.
	<b>Cooling</b>	<b>Vibration</b> Operating random: 0.5g (rms), 5-300 Hz, up to 0.0025g <sup>2</sup> /Hz Non-operating random: 2.0g (rms), 5-500 Hz, up to 0.0150 g <sup>2</sup> /Hz <b>NOTE:</b> Values do not indicate continuous vibration. Above 1524 m (5,000 feet) altitude, the maximum operating temperature is reduced by 1° C (1.8° F) for every 305 m (1,000 feet) increase in elevation, up to 3048 m (10,000 feet)

### Physical Security and Serviceability

<b>Access Panel</b>	Tool-less Includes system board and memory information.
<b>Optical Drive</b>	Tool-less, 2 <sup>nd</sup> Optical Drive requires a 5.25" bay carrier
<b>Hard Drives</b>	Tool-less
<b>Expansion Cards</b>	Tool-less
<b>Processor Socket</b>	Tool-less

### System Technical Specifications

<b>Blue User Touch Points</b>	Yes, on tool-free internal chassis components.
<b>Color-coordinated Cables and Connectors</b>	Yes
<b>Memory</b>	Tool-less
<b>System Board</b>	Tool-less, retained by Front Card Guide and Top Memory Fan Holder
<b>Dual Color Power and HD LED on Front of Computer</b>	No
<b>Configuration Record SW</b>	Yes
<b>Over-Temp Warning on Screen</b>	Yes. Temp-Caution and Temp Critical are provide via the WMI interface. Tools like the HPPA can display the Critical and Caution state.
<b>Restore CD/DVD Set</b>	Restores the computer to its original factory shipping image; can be obtained via HP Support.
<b>Dual Function Front Power Switch</b>	Yes, causes a fail-safe power off when held for 4 seconds
<b>Padlock Support</b>	No
<b>Cable Lock Support</b>	Yes, Kensington Cable Lock (optional): Prevents entire system theft only. 3mm x 7mm slot at rear of system
<b>Universal Chassis Clamp Lock Support</b>	No
<b>Solenoid Lock and Hood Sensor</b>	No
<b>Rear Port Control Cover</b>	No
<b>Serial, USB, Audio, Network, Enable/Disable Port Control</b>	Yes. USB disablement zones are Front, Rear and Internal
<b>Removable Media Write/Boot Control</b>	No
<b>Power-On Password Setup Password</b>	Yes, prevents an unauthorized person from booting up the workstation Yes, prevents an unauthorized person from changing the workstation configuration
<b>3.3V Aux Power LED on System PCA</b>	No
<b>NIC LEDs (integrated) (Green &amp; Amber)</b>	Yes
<b>CPUs and Heatsinks</b>	A torx driver (T30) is needed to remove the heatsink(s). CPU attached to heatsink via tool-less clip
<b>Power Supply Diagnostic LED</b>	Yes
<b>Front Power Button</b>	Yes
<b>Front Power LED</b>	Yes, white (normal), red (fault)
<b>Front Hard Drive Activity LED</b>	Yes, white
<b>Front ODD Activity LED</b>	Yes
<b>Internal Speaker</b>	Yes
<b>System/Emergency ROM Flash Recovery</b>	Recovers corrupted system BIOS
<b>Cooling Solutions</b>	Air cooled forced convection
<b>Power Supply Fans</b>	2x – Dual Side Inlet Blowers
<b>CPU Heatsink Fan</b>	80mm x 25mm 5-wire PWM for each CPU
<b>Chassis Fan</b>	Rear: 120mm x 38mm Front: 120mm x 25mm (PCIe zone)

### System Technical Specifications

<b>Memory Heatsink Fan</b>	Front 92mm x 25mm (upper memory bank); Front 80mm x 25mm (lower memory bank)
<b>HP PC Hardware Diagnostics UEFI</b>	HP PC Hardware Diagnostics (UEFI) enables hardware level testing outside the operating system on many components. The diagnostics can be invoked by pressing ESC then F2 upon the PC reboot, and is available as a download from HP Support.
<b>Access Panel Key Lock</b>	Yes, prevents removal of the access panel and all internal components including optical and storage devices
<b>ACPI-Ready Hardware</b>	Advanced Configuration and Power Management Interface (ACPI). <ul style="list-style-type: none"> <li>Allows the system to wake from a low-power mode.</li> <li>Controls system power consumption, making it possible to place individual cards and peripherals in a low-power or powered-off state without affecting other elements of the system</li> </ul>
<b>Trusted Platform Module Chip</b>	Yes
<b>Integrated Chassis Handles</b>	Yes, front and rear
<b>Power Supply</b>	Tool-less, rear access direct-connect (blind-mate)
<b>PCIe Card Retention</b>	Yes, tool-less Rear (all) Middle (full-height cards) Front (full-length cards with extenders)
<b>Flash ROM</b>	Yes.SPI ROM
<b>Diagnostic Power Switch LED on board</b>	Yes
<b>Clear Password Jumper</b>	Yes
<b>Clear CMOS Button</b>	Yes
<b>CMOS Battery Holder</b>	Yes
<b>DIMM Connectors</b>	Yes
<b>BIOS</b>	
<b>BIOS 32-bit Services</b>	Standard BIOS 32-bit Service Directory Proposal v0.4 BIOS supports 32 and 64-bit Operating systems.
<b>PCI 3.0 Support</b>	Full BIOS support for PCI Express through industry standard interfaces.
<b>ATAPI</b>	ATAPI Removable Media Device BIOS Specification Version 1.0.
<b>BBS</b>	BIOS Boot Specification v1.01.
<b>WMI Support</b>	WMI is Microsoft's implementation of Web-Based Enterprise Management (WBEM) for Windows. WMI is fully compliant with the Distributed Management Task Force (DMTF) Common Information Model (CIM) and WBEM specifications.
<b>BIOS Boot Spec 1.01+</b>	Provides more control over how and from what devices the workstation will boot.
<b>BIOS Power On</b>	Users can define a specific date and time for the system to power on.
<b>ROM Based Computer Setup Utility (F10)</b>	Review and customize system configuration settings controlled by the BIOS.
<b>System/Emergency ROM Flash Recovery with Video</b>	Recovers system BIOS in corrupted Flash ROM.
<b>Replicated Setup</b>	Saves BIOS settings to USB flash device in human readable file (HpSetup.txt). BiosConfigurationUtility.exe utility can then replicate these settings on machines being deployed without entering Computer Configuration Utility (F10 Setup).
<b>SMBIOS</b>	System Management BIOS 2.8, for system management information.

### System Technical Specifications

<b>Boot Control</b>	Disables the ability to boot from removable media on supported devices.
<b>Memory Change Alert</b>	Alerts management console if memory is removed or changed.
<b>Thermal Alert</b>	Monitors the temperature state within the chassis. Three modes: <ul style="list-style-type: none"> <li>• NORMAL - normal temperature ranges.</li> <li>• ALERTED - excessive temperatures are detected. Raises a flag so action can be taken to avoid shutdown or provide for a smoother system shutdown.</li> <li>• SHUTDOWN - excessive temperatures are encountered. Automatically shuts down the computer without warning before hardware component damage occurs.</li> </ul>
<b>Remote ROM Flash</b>	Provides secure, fail-safe ROM image management from a central network console.
<b>ACPI (Advanced Configuration and Power Management Interface)</b>	Allows the system to enter and resume from low power modes (sleep states). Enables an operating system to control system power consumption based on the dynamic workload. Makes it possible to place individual cards and peripherals in a low-power or powered-off state without affecting other elements of the system. Supports ACPI 5.0 for full compatibility with 64-bit operating systems.
<b>Ownership Tag</b>	A user-defined string stored in non-volatile memory that is displayed in the BIOS splash screen.
<b>Remote Wakeup/Remote Shutdown</b>	System administrators can power on, restart, and power off a client computer from a remote location.
<b>Instantly Available PC (Suspend to RAM - ACPI sleep state S3)</b>	Allows for very low power consumption with quick resume time.
<b>Remote System Installation via F12 (PXE 2.1) (Remote Boot from Server)</b>	Allows a new or existing system to boot over the network and download software, including the operating system.
<b>ROM revision levels</b>	Reports the system BIOS revision level in Computer Configuration Utility (F10 Setup). Version is available through an industry standard interface (SMBIOS and WMI) so that management SW applications can use and report this information.
<b>System board revision level</b>	Allows management SW to read revision level of the system board. Revision level is digitally encoded into the HW and cannot be modified.
<b>Start-up Diagnostics (Power-on Self-Test)</b>	Assesses system health at boot time with selectable levels of testing.
<b>Auto Setup when new hardware installed</b>	System automatically detects addition of new hardware.
<b>Keyboard-less Operation</b>	The system can be booted without a keyboard.
<b>Localized ROM Setup</b>	Common BIOS image supports System Configuration Utility (F10 Setup) menus in 14 languages with local keyboard mappings.
<b>Asset Tag</b>	The user or MIS to set a unique tag string in non-volatile memory.
<b>Per-slot Control</b>	Allows I/O slot parameters (option ROM enable/disable, bus latency) to be configured individually.
<b>Adaptive Cooling</b>	Control parameters are set according to detected hardware configuration for optimal acoustics.
<b>Pre-boot Diagnostics</b>	(Pre-video) critical errors are reported via beeps and blinks on the power LED.
<b>Industry Standard Specification Support</b>	
<b>Industry Standard UEFI Specification Revision</b>	Revision Supported by the BIOS 2.6
<b>ACPI</b>	Advanced Configuration and Power Management Interface, Version 5.0
<b>ATA (IDE)</b>	AT Attachment 6 with Packet Interface (ATA/ATAPI-6), Revision 3b
<b>CD Boot</b>	"El Torito" Bootable CD-ROM Format Specification Version 1.0
<b>EDD</b>	- Enhanced Disk Drive Specification Version 1.1 - BIOS Enhanced Disk Drive Specification Version 3.0
<b>EHCI</b>	Enhanced Host Controller Interface for Universal Serial Bus, Revision 1.0
<b>PCI</b>	PCI Local Bus Specification, Revision 2.3



### System Technical Specifications

<b>PCI Express</b>	PCI Power Management Specification, Revision 1.1
	PCI Firmware Specification, Revision 3.0, Draft .7
<b>PMM</b>	PCI Express Base Specification, Revision 2.0
	PCI Express Base Specification, Revision 3.0
<b>SATA</b>	POST Memory Manager Specification, Version 1.01
	Serial ATA Specification, Revision 1.0a
<b>SPD</b>	Serial ATA 3 Gb/s: Serial ATA Specification, Revision 2.5
	Serial ATA 6 Gb/s: Serial ATA Specification, Revision 3.0
<b>TPM</b>	PC SDRAM Serial Presence Detect (SPD) Specification, Revision 1.2B
	Trusted Computing Group TPM Specification Version 2.0 (Infineon SLB 9670). Common Criteria EAL4+ certified. FIPS 140-2 Certification TCG TPM Certified products list: <a href="http://www.trustedcomputinggroup.org/certification/tpm-certified-products/">http://www.trustedcomputinggroup.org/certification/tpm-certified-products/</a>
<b>UHCI</b>	Universal Host Controller Interface Design Guide, Revision 1.1
<b>USB</b>	Universal Serial Bus Revision 1.1 Specification
	Universal Serial Bus Revision 2.0 Specification
<b>SMBIOS</b>	Universal Serial Bus Revision 3.1 Specification
	System Management BIOS Reference Specification, Version 2.8
	External BIOS simulator found at: <a href="http://csrsm1.itcs.hp.com/">http://csrsm1.itcs.hp.com/</a>

### Social and Environmental Responsibility

**Eco-Label Certifications & Declarations** This product has received or is in the process of being certified to the following approvals and may be labeled with one or more of these marks:

- ENERGY STAR® (energy-saving features available on selected configurations-Windows only)
- US Federal Energy Management Program (FEMP)
- China Energy Conservation Program
- The ECO declaration (TED)
- TCO Certified configurations available\*

\*TCO Certified configurations available when ENERGY STAR configurations are selected with a USB Type-C® connector. ENERGY STAR available with a combination of high-performance CPU's, high-performance GPU's and select memory configurations.

The Z8 G4 is registered EPEAT® Silver in the US and Canada. EPEAT® registration varies by country. See <http://www.epeat.net> for registration status by country. Search keyword generator on HP's 3rd party option store for solar generator accessories at <http://www.hp.com/go/options>

### Batteries

The battery in this product complies with EU Directive 2006/66/EC

Battery size: CR2032 (coin cell)

Battery mass: 3g

Battery type: Lithium Metal

The battery in this product does not contain:

- Mercury greater than 5ppm by weight
- Cadmium greater than 10ppm by weight
- Lead greater than 40ppm by weight



### System Technical Specifications

**Restricted Material Usage** This product meets the material restrictions specified in HP's General Specification for the Environment. HP Inc. is committed to compliance with all applicable environmental laws and regulations, including the European Union Restriction of Hazardous Substances (RoHS) Directive. HP's goal is to exceed compliance obligations by meeting the requirements of the RoHS Directive on a worldwide basis

**Low Halogen Statement** This product is low halogen except for power cords, external cables and peripherals. The following customer-configurable internal components may not be low-halogen: 3 ½" SAS HDDs. Service parts obtained after purchase may not be low halogen.

(Note: optional low-halogen power cables are available for some countries in Europe)

**End-of-Life Management and Recycling** HP Inc. offers end-of-life HP product return and recycling programs in many geographic areas. To recycle your product, please go to: <http://www.hp.com/recycle> or contact your nearest HP sales office. Products returned to HP will be recycled, recovered or disposed of in a responsible manner. This product is greater than 90% recyclable by weight when properly disposed of at end of life.

**HP Inc. Corporate Environmental Information** For more information about HP's commitment to the environment: [Sustainability Report](#)

Eco-label certifications:

<http://www.hp.com/hpinfo/globalcitizenship/environment/productdesign/ecolabels.html>

ISO 14001 certificate:

<http://www.hp.com/hpinfo/globalcitizenship/environment/operations/envmanagement.html>

- Additional Information**
- This HP product is designed to comply with the Waste Electrical and Electronic Equipment (WEEE) Directive – 2002/96/EC. [Product Disassembly Instructions](#)
  - Plastic parts weighing over 25 grams used in the product are marked per ISO 11469 and ISO1043.
  - This product is >90% recycle-able when properly disposed of at end of life.

**Packaging** HP Workstation product packaging meets the [HP's General Specification for the Environment](#)

- Does not contain restricted substances listed in HP Standard 011-1 General Specification for the Environment
- Does not contain ozone-depleting substances (ODS)
- Does not contain heavy metals (lead, mercury, cadmium or hexavalent chromium) in excess of 100 ppm sum total for all heavy metals listed
- Maximizes the use of post-consumer recycled content materials in packaging materials
- All packaging material is recyclable
- All packaging material is designed for ease of disassembly
- Reduced size and weight of packages to improve transportation fuel efficiency
- Plastic packaging materials are marked according to ISO 11469 and DIN 6120 standards formatting
- A multi-unit eco packaging option is available to institutional customers that uses less packaging material or has a lower volume footprint than conventional single-unit packaging. Please contact your sales representative for additional details.

### Packaging Materials

**Internal**  
**External**

Cushions and plastic bags made of low density polyethylene (LDPE).

Outer carton, accessories carton, and insert made of corrugated paper board.

### Manageability

**Industry Standard Specifications**

This product meets the following industry standard specifications for manageability functionality:

- DASH 1.1 (via Intel® LAN on motherboard)

**Intel® Active Management Technology (AMT)** Intel® Active Management Technology (AMT) 11.2x

### System Technical Specifications

An advanced set of remote management features and functionality providing IT administrators the latest and most effective tools to remotely discover, heal, and protect networked client systems regardless of the system's health or power state. AMT 11.2x includes the following advanced management functions:

- Power Management (on, off, reset, graceful shutdown, sleep and hibernate)
  - Support in Max Power Savings (Shutdown and Hibernate Modes)
- Hardware Inventory (includes BIOS and firmware revisions)
- Hardware Alerting
- Agent Presence
- System Defense Filters
- Serial Over LAN (SOL)
- USB Redirect (Media Redirection)
- ME Wake-on-LAN (WOL), even with Maximum Power Savings Enabled
- DASH 1.1 compliance
- IPv6 Support
- Fast Call for Help - a client inside or outside the firewall may initiate a call for help via BIOS screen, periodic connections, or alert triggered connection
- Remote Scheduled Maintenance - pre-schedule when the system connects to the IT or service provider console for maintenance.
- Remote Alerts - automatically alert IT or service provider if issues arise
- Access Monitor - Provides oversight into Intel® AMT actions to support security requirements
- PC Alarm Clock
- Microsoft NAP Support
- Host Base set-up and configuration
- Management Engine (ME) firmware roll back
- Local Time Sync to UTC
- Remote Memory Dump Command – Creates memory dump for debug

**Intel® vPro™ Technology** The HP Z8 G4 Workstation supports Intel® vPro™ technology when configured as outlined below:

- Intel® Xeon® processor E5-1600 v5 or E5-2600 v5 product family featuring Intel® vPro™ Technology
- Intel® C622 chipset
- Intel® I219LM GbE LAN

### Remote Manageability Software Solutions

The HP Z8 G4 Workstation is supported on the following remote manageability software consoles:

- LANDesk Management Suite (HP recommended solution)
- Microsoft System Center Configuration Manager
- HP Client Automation Enterprise

For questions or support for manageability needs, please visit

<http://www.hp.com/go/clientmanagement>

For questions or support for SSM, please visit: <http://www.hp.com/go/ssm>

### System Software Manager Service, Support, and Warranty

On-site Warranty and Service (Note 1): Three-years, limited warranty and service offering delivers on-site, next business-day (Note 2) service for parts and labor and includes free telephone support (Note 3) 8am - 5pm. Global coverage (Note 2) ensures that any product purchased in one country and transferred to another, non-restricted country will remain fully covered under the original warranty and service offering. 24/7 operation will not void the HP warranty.

**NOTE 1:** Terms and conditions may vary by country. Certain restrictions and exclusions apply.

**NOTE 2:** On-site service may be provided pursuant to a service contract between HP and an authorized HP third-party provider, and is not available in certain countries. Global service response times are based on commercially reasonable best effort and may vary by country.

### System Technical Specifications

**NOTE 3:** Technical telephone support applies only to HP-configured, HP and HP-qualified, third-party hardware and software. Toll-free calling and 24x7 support service may not be available in some countries.

HP Care Pack Services are extended service contracts that go beyond the standard limited warranties. Service starts from date of hardware purchase. To choose the right level of service for your HP product, use the HP Care Pack Services Lookup Tool at: <http://www.hp.com/go/lookuptool>. Additional HP Care Pack Services information by product is available at: <http://www.hp.com/hps/carepack>. Service levels and response times for HP Care Packs may vary depending on your geographic location. HP services are governed by the applicable HP terms and conditions of service provided or indicated to Customer at the time of purchase. Customer may have additional statutory rights according to applicable local laws, and such rights are not in any way affected by the HP terms and conditions of service or the HP Limited Warranty provided with your HP Product.

#### Product Change Notification

- Program to proactively communicate Product Change Notifications (PCNs) and Customer Advisories by email to customers, based on a user-defined profile.
- PCNs provide advance notification of hardware and software changes to be implemented in the factory providing time to plan for transition.
- Customer Advisories provide concise, effective problem resolution, greatly reducing the need to call technical support.

### Stable & Consistent Offerings

#### Global Series SKUs

As part of its commitment to hardware, software, and solution innovation, HP is proud to introduce this breakthrough platform configuration stability to HP Workstation customers. HP Stable & Consistent Offerings are built on the foundation of a carefully chosen set of hardware and software designed and tested to work with all HP Z Workstation platforms through their end of life. These components and their corresponding HP Workstation platform compatibility are outlined in this section.

#### Stable & Consistent Offerings

HP Stable & Consistent Offerings are available worldwide to all HP Workstation customers-no special programs, no additional cost-no kidding. Simply select your hardware and software components when you customize your HP Workstation and be assured that you'll be able to buy that same configuration throughout the lifecycle of the product.

#### Processors

Product #	Offering
2DL76AV	Intel® Xeon® Gold 6128 processor
2DL77AV / 1XM69AA	Intel® Xeon® Gold 6128 2 <sup>nd</sup> processor
2DL66AV	Intel® Xeon® Silver 4114 processor
2DL67AV / 1XM74AA	Intel® Xeon® Silver 4114 2 <sup>nd</sup> processor
2DL62AV	Intel® Xeon® Silver 4108 processor
2DL63AV / 1XM76AA	Intel® Xeon® Silver 4108 2 <sup>nd</sup> processor

#### Hard Drives

Product #	Offering
Z5J60AV / LQ037AA	1TB SATA 7200 RPM 3.5" HDD
Z5J61AV	1TB 7200RPM SATA 3.5in 2 <sup>nd</sup>
Z5J64AV	1TB 7200RPM SATA 3.5in 3 <sup>rd</sup>
Z5J62AV	1TB 7200RPM SATA 3.5in 4 <sup>th</sup>
Z5J63AV	1TB 7200RPM SATA 3.5in 5 <sup>th</sup>

#### Graphics

Product #	Offering
N/A	N/A

#### Memory

Product #	Offering
N/A	N/A

#### Optical and Removable Storage

Product #	Offering
N/A	N/A

## Technical Specifications - Processors

Intel® Xeon® Platinum 8260L processor  
Intel® Xeon® Gold 6258R processor  
Intel® Xeon® Gold 6248R processor  
Intel® Xeon® Gold 6246R processor  
Intel® Xeon® Gold 6244 processor  
Intel® Xeon® Gold 6242R processor  
Intel® Xeon® Gold 6242 processor  
Intel® Xeon® Gold 6240R processor  
Intel® Xeon® Gold 6240 processor  
Intel® Xeon® Gold 6238R processor  
Intel® Xeon® Gold 6230R processor  
Intel® Xeon® Gold 6226R processor  
Intel® Xeon® Gold 6226 processor  
Intel® Xeon® Gold 6136 processor  
Intel® Xeon® Gold 6128 processor  
Intel® Xeon® Gold 5222 processor  
Intel® Xeon® Gold 5220R processor  
Intel® Xeon® Gold 5218R processor  
Intel® Xeon® Gold 5218 processor  
Intel® Xeon® Gold 5215 processor  
Intel® Xeon® Gold 5118 processor  
Intel® Xeon® Gold 4216 processor  
Intel® Xeon® Gold 4215R processor  
Intel® Xeon® Gold 4214R processor  
Intel® Xeon® Gold 4214 processor  
Intel® Xeon® Gold 4210R processor  
Intel® Xeon® Gold 4210 processor  
Intel® Xeon® Gold 4208 processor  
Intel® Xeon® Silver 4114 processor  
Intel® Xeon® Silver 4108 processor  
Intel® Xeon® Bronze 3206R processor  
Intel® Xeon® Bronze 3204 processor

---

Technical Specifications - Hard Drives

STORAGE/HARD DRIVES

HP SAS (Serial Attached SCSI) Hard Drives for HP Workstations	HP 300GB SAS 15K SFF HDD	Capacity	300GB	
		Height	5.9 in; 15 cm	
		Width	Media Diameter	3.5 in; 8.9 cm
		Interface	12Gb/s SAS	
		Synchronous Transfer Rate (Maximum)	Up to 1200 MB/s (SAS single port)*	
		Buffer	128MB	
		Seek Time (typical reads, includes controller overhead, including settling)	Average	2.0ms *
		Rotational Speed	15K rpm	
		Operating Temperature	41° to 131° F (5° to 55° C)	
		*Actual performance may vary.		

### Technical Specifications - Hard Drives

#### SATA (Serial ATA) Hard Drives for HP Workstations

##### 500GB SATA 7200 rpm 6Gb/s 3.5" HDD

<b>Capacity</b>	500GB
<b>Height</b>	1 in; 2.54 cm
<b>Width</b>	<b>Media Diameter</b> 3.5 in; 8.9 cm
	<b>Physical Size</b> 4 in; 10.17 cm
<b>Interface</b>	Serial ATA (6.0Gb/s), NCQ enabled
<b>Synchronous Transfer Rate (Maximum)</b>	Up to 600MB/s*
<b>Buffer</b>	16MB
<b>Seek Time</b> (typical reads, includes controller overhead, including settling)	<b>Single Track</b> 2 ms*
	<b>Average</b> 11 ms*
	<b>Full Stroke</b> 21 ms*
<b>Rotational Speed</b>	7,200 rpm
<b>Logical Blocks</b>	976,773,168
<b>Operating Temperature</b>	41° to 131° F (5° to 55° C)

\*Actual performance may vary.

##### 1TB SATA 7200 rpm 6Gb/s 3.5" HDD

<b>Capacity</b>	1TB
<b>Height</b>	1 in; 2.54 cm
<b>Width</b>	<b>Media Diameter</b> 3.5 in; 8.9 cm
	<b>Physical Size</b> 4 in; 10.17 cm
<b>Interface</b>	Serial ATA (6.0Gb/s), NCQ enabled
<b>Synchronous Transfer Rate (Maximum)</b>	Up to 600 MB/s*
<b>Buffer</b>	64MB
<b>Cache</b>	Adaptive
<b>Seek Time</b> (typical reads, includes controller overhead, including settling)	<b>Single Track</b> 2 ms*
	<b>Average</b> 11 ms*
	<b>Full Stroke</b> 21 ms*
<b>Rotational Speed</b>	7,200 rpm
<b>Operating Temperature</b>	41° to 131° F (5° to 55° C)

\*Actual performance may vary.

##### 2.0TB SATA 7200 rpm 6Gb/s 3.5" HDD CMR

<b>Capacity</b>	2.0TB
<b>Height</b>	1 in; 2.54 cm
<b>Width</b>	<b>Media Diameter</b> 3.5 in; 8.9 cm
	<b>Physical Size</b> 4 in; 10.17 cm
<b>Interface</b>	Serial ATA (6.0 Gb/s), NCQ Enabled
<b>Synchronous Transfer Rate (Maximum)</b>	Up to 600 MB/s*
<b>Buffer</b>	64MB
<b>Seek Time</b> (typical reads, includes controller overhead, including settling)	<b>Single Track</b> 1.0 ms*
	<b>Average</b> 11 ms*
	<b>Full Stroke</b> 18 ms*
<b>Rotational Speed</b>	7,200 rpm

### Technical Specifications - Hard Drives

2.0TB SATA 7200 rpm 6Gb/s 3.5" HDD SMR	Logical Blocks	3,907,029,168	
	Operating Temperature	41° to 131° F (5° to 55° C)	
	*Actual performance may vary.		
	Capacity	2.0TB	
	Height	1 in; 2.02 cm	
	Width	Media Diameter	3.5 in; 8.9 cm
		Physical Size	4 in; 10.16 cm
	Interface	Serial ATA (6.0 Gb/s), NCQ Enabled	
	Synchronous Transfer Rate (Maximum)	Up to 600 MB/s*	
	Buffer	256MB	
	Seek Time (typical reads, includes controller overhead, including settling)	Single Track	1.2 ms*
		Average	12 ms*
		Full Stroke	21 ms*
1TB SATA 7200 rpm 6Gb/s 3.5" HDD (Enterprise Class)	Rotational Speed	7,200 rpm	
	Logical Blocks	3,907,029,168	
	Operating Temperature	41° to 140° F (5° to 60° C)	
	*Actual performance may vary.		
	Capacity	1TB	
	Protocol	SATA	
	Form Factor	3.5"	
	Controller	AHCI	
	Reliability (MTBF)	2.0M hours	
	Rated Power On Hours	8760/yr	
	Annualized Failure Rate (based on Rated POH)	<0.62%	
	Rated for 24/7/365 operation	YES	
	Physical Size (Height)	1 in; 2.54 cm	
Physical Size (Width)	4 in; 10.17 cm		
Media Diameter	3.5 in; 8.9 cm		
Interface	Serial ATA (6Gb/s), NCQ enabled		
Synchronous Transfer Rate (Maximum)	Up to 600MB/s*		
Buffer	128MB		
Seek Time (typical reads, includes controller overhead, including settling)	Single Track	0.32ms*	
	Average	7.45ms*	
	Full Stroke	14.2ms*	
Operating Temperature	41° to 140° F (5° to 60° C)		
Performance	Sequential Read	up to 226MB/s*	
	Sequential Write	up to 226MB/s*	
Enterprise Class Features	High Reliability		
*Actual performance may vary.			



Technical Specifications - Hard Drives

4TB SATA 7200 rpm 6Gb/s 3.5" HDD (Enterprise Class)	Capacity	4TB	
	Height	0.275 in; 0.7 cm	
	Width	Media Diameter	2.5 in; 6.36 cm
		Physical Size	2.75 in; 6.99 cm
	Interface	Serial ATA (6Gb/s), NCQ enabled	
	Synchronous Transfer Rate (Maximum)	Up to 600MB/s*	
	Buffer	128MB	
	Seek Time (typical reads, includes controller overhead, including settling)	Single Track	0.7ms*
		Average	8.5ms*
		Full Stroke	15.7ms*
	Rotational Speed	7,200 rpm	
	Operating Temperature	32° to 140° F (0° to 60° C)	
	*Actual performance may vary.		

500GB SATA 7.2K SED SFF HDD	Capacity	500GB	
	Height	0.275 in; 0.7 cm	
	Width	Media Diameter	2.5 in; 6.36 cm
		Physical Size	2.75 in; 6.99 cm
	Interface	Serial ATA (6Gb/s)	
	Synchronous Transfer Rate (Maximum)	Up to 600MB/s*	
	Buffer	32MB	
	Seek Time (typical reads, includes controller overhead, including settling)	Single Track	1ms*
		Average	4.2ms*
		Full Stroke	25ms (typical)*
	Rotational Speed	7,200 rpm	
	Operating Temperature	32° to 140° F (0° to 60° C)	
	*Actual performance may vary.		

### Technical Specifications - Hard Drives

#### SATA SSDs for HP Workstations

#### HP 256GB SATA 6Gb/s SSD

<b>Capacity</b>	256GB
<b>Protocol</b>	SATA
<b>Form Factor</b>	2.5"
<b>Controller</b>	AHCI
<b>NAND Type</b>	3D TLC
<b>Endurance</b>	192TBW (TB Written)
<b>Reliability (MTTF)</b>	1.5M hours
<b>Physical Size (Height)</b>	0.28 in; 0.7 cm
<b>Physical Size (Width)</b>	2.5 in; 6.36 cm
<b>Interface</b>	SATA 6Gb/s
<b>Synchronous Transfer Rate (Maximum)</b>	Up to 600MB/s*
<b>Operating Temperature</b>	32° to 158° F (0° to 70° C)
<b>Performance</b>	<b>Sequential Read</b> 530MB/s (max)* <b>Sequential Write</b> 500MB/s (max)* <b>Random Read</b> 55K IOPS (max)* <b>Random Write</b> 83K IOPS (max)*

\*Actual performance may vary.

#### HP 256GB SATA 6Gb/s SED Opal 2 SSD

<b>Capacity</b>	256GB
<b>Protocol</b>	SATA
<b>Form Factor</b>	2.5"
<b>Controller</b>	AHCI
<b>NAND Type</b>	3D TLC
<b>Endurance</b>	192TBW (TB Written)
<b>Reliability (MTTF)</b>	1.5M hours
<b>Physical Size (Height)</b>	0.28 in; 0.7 cm
<b>Physical Size (Width)</b>	2.5 in; 6.36 cm
<b>Interface</b>	6Gb/s SATA
<b>Synchronous Transfer Rate (Maximum)</b>	Up to 550MB/s (Sequential Read)*
<b>Operating Temperature</b>	32° to 158° F (0° to 70° C)
<b>Performance</b>	<b>Sequential Read</b> 530MB/s* <b>Sequential Write</b> 500 MB/s* <b>Random Read</b> 55K IOPS* <b>Random Write</b> 83K IOPS*
<b>Self-Encrypting Drive Support</b>	OPAL 2

\*Actual performance may vary.

#### HP 512GB SATA 6Gb/s SSD

<b>Capacity</b>	512GB
<b>Protocol</b>	SATA
<b>Form Factor</b>	2.5"
<b>Controller</b>	AHCI
<b>NAND Type</b>	3D TLC
<b>Endurance</b>	388TBW (TB Written)

### Technical Specifications - Hard Drives

<b>Reliability</b> (MTTF)	1.5M hours	
<b>Physical Size</b> (Height)	0.28 in; 0.7 cm	
<b>Physical Size</b> (Width)	2.5 in; 6.36 cm	
<b>Interface</b>	SATA 6Gb/s	
<b>Synchronous Transfer Rate</b> (Maximum)	Up to 550MB/s (Sequential Read)*	
<b>Operating Temperature</b>	32° to 158° F (0° to 70° C)	
<b>Performance</b>	<b>Sequential Read</b>	530 MB/s*
	<b>Sequential Write</b>	500 MB/s*
	<b>Random Read</b>	95K IOPS*
	<b>Random Write</b>	83K IOPS*

\*Actual performance may vary.

HP 512GB SATA SED SSD	Capacity	512GB	
	Protocol	SATA	
	Form Factor	2.5"	
	Controller	AHCI	
	NAND Type	3D TLC	
	Endurance	388TBW (TB Written)	
	Reliability (MTTF)	1.5M hours	
	Physical Size (Height)	0.28 in; 0.7 cm	
	Physical Size (Width)	2.5 in; 6.36 cm	
	Interface	SATA 6Gb/s	
	Synchronous Transfer Rate (Maximum)	Up to 600MB/s*	
	Operating Temperature	32° to 158° F (0° to 70° C)	
	Performance	Sequential Read	530 MB/s*
		Sequential Write	500 MB/s*
		Random Read	95K IOPS*
Random Write		83K IOPS*	
Self-Encrypting Drive Support	OPAL 1 and 2		

\*Actual performance may vary.

<b>HP 1TB SATA 6Gb/s SSD</b>	<b>Capacity</b>	1TB
	<b>Protocol</b>	SATA
	<b>Form Factor</b>	2.5"
	<b>Controller</b>	AHCI
	<b>NAND Type</b>	3D TLC
	<b>Endurance</b>	400TBW (TB Written)
	<b>Reliability (MTTF)</b>	1.5M hours
	<b>Physical Size (Height)</b>	0.28 in; 0.7 cm
	<b>Physical Size (Width)</b>	2.5 in; 6.36 cm
	<b>Interface</b>	SATA 6Gb/s
	<b>Synchronous Transfer Rate (Maximum)</b>	Up to 550MB/s (Sequential Read)*
	<b>Operating Temperature</b>	32° to 158° F (0° to 70° C)

### Technical Specifications - Hard Drives

<b>Performance</b>	<b>Sequential Read</b>	530 MB/s*
	<b>Sequential Write</b>	500 MB/s*
	<b>Random Read</b>	95K IOPS*
	<b>Random Write</b>	83K IOPS*

\*Actual performance may vary.

#### HP 2TB SATA 6Gb/s SSD

<b>Capacity</b>	2TB
<b>Protocol</b>	SATA
<b>Form Factor</b>	2.5"
<b>Controller</b>	AHCI
<b>NAND Type</b>	3D TLC
<b>Endurance</b>	400TBW (TB Written)
<b>Reliability</b> (MTTF)	1.5M hours
<b>Physical Size</b> (Height)	0.28 in; 0.7 cm
<b>Physical Size</b> (Width)	2.5 in; 6.36 cm
<b>Interface</b>	SATA 6Gb/s
<b>Synchronous Transfer Rate</b> (Maximum)	Up to 550MB/s (Sequential Read)*
<b>Operating Temperature</b>	32° to 158° F (0° to 70° C)
<b>Performance</b>	<b>Sequential Read</b> 530 MB/s*
	<b>Sequential Write</b> 500 MB/s *
	<b>Random Read</b> 95K IOPS*
	<b>Random Write</b> 83K IOPS*

\*Actual performance may vary.

#### HP Enterprise Class 240GB SATA SSD

Capacity	240GB	
Protocol	SATA	
Form Factor	2.5"	
Controller	AHCI	
NAND Type	3D TLC	
Endurance	2,200TBW (TB Written)	
Reliability (MTTF)	2.0M hours	
Physical Size (Height)	0.28 in; 0.7 cm	
Physical Size (Width)	2.5 in; 6.36 cm	
Interface	6Gb/s SATA	
Synchronous Transfer Rate (Maximum)	Up to 600MB/s*	
Operating Temperature	32° to 158° F (0° to 70° C)	
Performance	Sequential Read	540 MB/s*
	Sequential Write	310 MB/s*
	Random Read	93K IOPS*
	Random Write	48K IOPS*
Enterprise Class Features	High Endurance NAND Power Loss Protection End-to-End Data Protection	

\*Actual performance may vary.

### Technical Specifications - Hard Drives

#### HP Enterprise Class 480GB SATA SSD

Capacity	480GB	
Protocol	SATA	
Form Factor	2.5"	
Controller	AHCI	
NAND Type	3D TLC	
Endurance	4,400TBW (TB Written)	
Reliability (MTTF)	2.0M hours	
Physical Size (Height)	0.28 in; 0.7 cm	
Physical Size (Width)	2.5 in; 6.36 cm	
Interface	6Gb/s SATA	
Synchronous Transfer Rate (Maximum)	Up to 600MB/s*	
Operating Temperature	32° to 158° F (0° to 70° C)	
Performance	Sequential Read	540 MB/s*
	Sequential Write	460 MB/s*
	Random Read	93K IOPS*
	Random Write	74K IOPS*
Enterprise Class Features	High Endurance NAND	
	Power Loss Protection	
	End-to-End Data Protection	

\*Actual performance may vary.

#### Performance PCIe SSDs for HP Workstations

#### HP Z Turbo Drive 256GB M.2 2280 TLC SSD

Capacity	256GB	
Protocol	PCIe	
Form Factor	M.2	
Controller	NVMe	
NAND Type	3D TLC	
SED Support	Opal 2	
Endurance	200TB	
Reliability (MTBF)	1.5M hours	
Interface	PCI Express 3.0 x4 electrical x4 physical	
Operating Temperature	32° to 158° F (0° to 70° C)	
Performance	Sequential Read	3500 MB/s *
	Sequential Write	2200 MB/s *
	Random Read	240K IOPS *
	Random Write	480K IOPS *

\*Actual performance may vary.

#### HP Z Turbo Drive 512GB M.2 2280 TLC SSD

<b>Capacity</b>	512GB
<b>Protocol</b>	PCIe
<b>Form Factor</b>	M.2
<b>Controller</b>	NVMe
<b>NAND Type</b>	3D TLC
<b>SED Support</b>	Opal 2
<b>Endurance</b>	300TB
<b>Reliability (MTBF)</b>	1.5M hours

### Technical Specifications - Hard Drives

<b>Interface</b>	PCI Express 3.0 x4 electrical x4 physical	
<b>Operating Temperature</b>	32° to 158° F (0° to 70° C)	
<b>Performance</b>	<b>Sequential Read</b>	3500 MB/s*
	<b>Sequential Write</b>	2900 MB/s*
	<b>Random Read</b>	460 K IOPS*
	<b>Random Write</b>	500K IOPS*

\*Actual performance may vary.

<b>HP ZTurbo Drive 1TB M.2 2280 TLC SSD</b>	<b>Capacity</b>	1TB	
	<b>Protocol</b>	PCIe	
	<b>Form Factor</b>	M.2	
	<b>Controller</b>	NVMe	
	<b>NAND Type</b>	3D TLC	
	<b>SED Support</b>	Opal 2	
	<b>Endurance</b>	400TB	
	<b>Reliability (MTBF)</b>	1.5M hours	
	<b>Interface</b>	PCI Express 3.0 x4 electrical x4 physical	
	<b>Operating Temperature</b>	32° to 158° F (0° to 70° C)	
	<b>Performance</b>	<b>Sequential Read</b>	3500 MB/s*
		<b>Sequential Write</b>	3000 MB/s*
		<b>Random Read</b>	580K IOPS*
		<b>Random Write</b>	500K IOPS*

\*Actual performance may vary.

<b>HP ZTurbo Drive 2TB M.2 2280 TLC SSD</b>	<b>Capacity</b>	2TB	
	<b>Protocol</b>	PCIe	
	<b>Form Factor</b>	M.2	
	<b>Controller</b>	NVMe	
	<b>NAND Type</b>	3D TLC	
	<b>SED Support</b>	Opal 2	
	<b>Endurance</b>	500TB	
	<b>Reliability (MTTF)</b>	1.5M hours	
	<b>Interface</b>	PCI Express 3.0 x4 electrical x4 physical	
	<b>Operating Temperature</b>	32° to 158° F (0° to 70° C)	
	<b>Performance</b>	<b>Sequential Read</b>	3300 MB/s*
		<b>Sequential Write</b>	2400 MB/s*
		<b>Random Read</b>	500K IOPS*
		<b>Random Write</b>	440K IOPS*

\*Actual performance may vary.

<b>Performance PCIe SSDs for HP Workstations</b>	<b>HP Z Turbo Drive Quad Pro 2x256GB PCIe TLC SSD</b>	<b>Capacity</b>	512GB
		<b>Protocol</b>	PCIe
		<b>Form Factor</b>	PCIe Card, Full Height PCIe Slot
		<b>Controller</b>	NVMe

### Technical Specifications - Hard Drives

<b>NAND Type</b>	3D TLC	
<b>SED Support</b>	Opal 2	
<b>Endurance</b>	200TB	
<b>Reliability (MTBF)</b>	1.5M hours	
<b>Interface</b>	PCIe Gen3 x4 architecture	
<b>Operating Temperature</b>	32° to 158° F (0° to 70° C)	
<b>Performance</b>	<b>Sequential Read</b>	3500 MB/s*
	<b>Sequential Write</b>	2200 MB/s*
	<b>Random Read</b>	240K IOPS*
	<b>Random Write</b>	480K IOPS*

\*Actual performance may vary.

<b>HP Z Turbo Drive Quad Pro 2x512GB PCIe TLC SSD</b>	<b>Capacity</b>	1TB	
	<b>Protocol</b>	PCIe	
	<b>Form Factor</b>	PCIe Card, Full Height PCIe Slot	
	<b>Controller</b>	NVMe	
	<b>NAND Type</b>	3D TLC	
	<b>SED Support</b>	Opal 2	
	<b>Endurance</b>	300TB	
	<b>Reliability (MTBF)</b>	1.5M hours	
	<b>Interface</b>	PCIe Gen3 x4 architecture	
	<b>Operating Temperature</b>	32° to 158° F (0° to 70° C)	
	<b>Performance</b>	<b>Sequential Read</b>	3500 MB/s*
		<b>Sequential Write</b>	2900 MB/s*
		<b>Random Read</b>	460 K IOPS*
		<b>Random Write</b>	500K IOPS*

\*Actual performance may vary.

<b>HP Z Turbo Drive Quad Pro 2x1TB PCIe TLC SSD</b>	<b>Capacity</b>	2TB	
	<b>Protocol</b>	PCIe	
	<b>Form Factor</b>	PCIe Card, Full Height PCIe Slot	
	<b>Controller</b>	NVMe	
	<b>NAND Type</b>	3D TLC	
	<b>SED Support</b>	Opal 2	
	<b>Endurance</b>	400TB	
	<b>Interface</b>	PCI Express 3.0 x4 electrical x4 physical	
	<b>Operating Temperature</b>	32° to 158° F (0° to 70° C)	
	<b>Performance</b>	<b>Sequential Read</b>	3500 MB/s*
		<b>Sequential Write</b>	3000 MB/s*
		<b>Random Read</b>	580K IOPS*
		<b>Random Write</b>	500K IOPS*

\*Actual performance may vary.

<b>Capacity</b>	256GB
-----------------	-------

### Technical Specifications - Hard Drives

#### HP Z Turbo Drive Dual Pro 256GB SSD

<b>Protocol</b>	PCIe
<b>Form Factor</b>	M.2 in Half-height, half-length card
<b>Controller</b>	NVMe
<b>NAND Type</b>	3D TLC
<b>Endurance</b>	200TBW (TB Written)
<b>Reliability (MTBF)</b>	1.5M hours
<b>Interface</b>	PCI Express 3.0 x4 electrical x4 physical
<b>Operating Temperature</b>	32° to 158° F (0° to 70° C)
<b>Performance</b>	<b>Sequential Read</b> 3500 MB/s* <b>Sequential Write</b> 2200 MB/s* <b>Random Read</b> 240K IOPS* <b>Random Write</b> 480K IOPS*

\*Actual performance may vary.

#### HP Z Turbo Drive Dual Pro 512GB SSD

<b>Capacity</b>	512GB
<b>Protocol</b>	PCIe
<b>Form Factor</b>	M.2 in Half-height, half-length card
<b>Controller</b>	NVMe
<b>NAND Type</b>	3D TLC
<b>Endurance</b>	300TBW (TB Written)
<b>Reliability (MTBF)</b>	1.5M hours
<b>Interface</b>	PCI Express 3.0 x4 electrical x4 physical
<b>Operating Temperature</b>	32° to 158° F (0° to 70° C)
<b>Performance</b>	<b>Sequential Read</b> 3500 MB/s* <b>Sequential Write</b> 2900 MB/s* <b>Random Read</b> 460 K IOPS* <b>Random Write</b> 500K IOPS*

\*Actual performance may vary.

#### HP Z Turbo Drive Dual Pro 1TB SSD

<b>Capacity</b>	1TB
<b>Protocol</b>	PCIe
<b>Form Factor</b>	M.2 in Half-height, half-length card
<b>Controller</b>	NVMe
<b>NAND Type</b>	3D TLC
<b>Endurance</b>	400TBW (TB Written)
<b>Reliability (MTBF)</b>	1.5M hours
<b>Interface</b>	PCI Express 3.0 x4 electrical x4 physical
<b>Operating Temperature</b>	32° to 158° F (0° to 70° C)
<b>Performance</b>	<b>Sequential Read</b> 3500 MB/s* <b>Sequential Write</b> 3000 MB/s* <b>Random Read</b> 580K IOPS* <b>Random Write</b> 500K IOPS*

\*Actual performance may vary.



### Technical Specifications - Hard Drives

#### HP Z Turbo Drive Dual Pro 2TB SSD

Capacity	2TB	
Protocol	PCIe	
Form Factor	M.2 in Half-height, half-length card	
Controller	NVMe	
NAND Type	3D TLC	
Endurance	500TBW (TB Written)	
Reliability (MTBF)	1.5M hours	
Interface	PCI Express 3.0 x4 electrical x4 physical	
Operating Temperature	32° to 158° F (0° to 70° C)	
Performance	Sequential Read	3500 MB/s*
	Sequential Write	3000 MB/s *
	Random Read	600K IOPS*
	Random Write	500K IOPS*

\*Actual performance may vary.

#### Mainstream PCIe SSDs for HP Workstations

#### HP 256GB M.2 2280 TLC SSD

Capacity	256GB	
Protocol	PCIe	
Form Factor	M.2	
Controller	NVMe	
NAND Type	3D TLC	
Endurance	200TB	
Reliability (MTBF)	1.5M hours	
Interface	PCI Express 3.0 x4 electrical x4 physical	
Operating Temperature	32° to 158° F (0° to 70° C)	
Performance	Sequential Read	3100 MB/s *
	Sequential Write	1400 MB/s *
	Random Read	200 K IOPS *
	Random Write	320 K IOPS *

\*Actual performance may vary.

#### HP 512GB M.2 2280 TLC SSD

Capacity	512GB		
Protocol	PCIe		
Form Factor	M.2		
Controller	NVMe		
NAND Type	3D TLC		
Endurance	300TB		
Reliability (MTBF)	1.5M hours		
Interface	PCI Express 3.0 x4 electrical x4 physical		
Operating Temperature	32° to 158° F (0° to 70° C)		
Performance	Sequential Read	3300 MB/s*	
	Sequential Write	2500 MB/s*	
	Random Read	225 K IOPS*	
	Random Write	430 K IOPS*	

\*Actual performance may vary.

### Technical Specifications - Hard Drives

<b>HP 1TB M.2 2280 TLC SSD</b>	<b>Capacity</b>	1TB
	<b>Protocol</b>	PCIe
	<b>Form Factor</b>	M.2
	<b>Controller</b>	NVMe
	<b>NAND Type</b>	3D TLC
	<b>Endurance</b>	400TB
	<b>Reliability (MTBF)</b>	1.5M hours
	<b>Interface</b>	PCI Express 3.0 x4 electrical x4 physical
	<b>Operating Temperature</b>	32° to 158° F (0° to 70° C)
	<b>Performance</b>	<b>Sequential Read</b> 3300 MB/s*
		<b>Sequential Write</b> 2500 MB/s*
		<b>Random Read</b> 400 K IOPS*
		<b>Random Write</b> 440 K IOPS*

\*Actual performance may vary.

<b>HP 2TB M.2 2280 TLC SSD</b>	<b>Capacity</b>	2TB
	<b>Protocol</b>	PCIe
	<b>Form Factor</b>	M.2
	<b>Controller</b>	NVMe
	<b>NAND Type</b>	3D TLC
	<b>Endurance</b>	500TB
	<b>Reliability (MTBF)</b>	1.5M hours
	<b>Interface</b>	PCI Express 3.0 x4 electrical x4 physical
	<b>Operating Temperature</b>	32° to 158° F (0° to 70° C)
	<b>Performance</b>	<b>Sequential Read</b> 3300 MB/s*
		<b>Sequential Write</b> 2700 MB/s*
		<b>Random Read</b> 430 K IOPS*
		<b>Random Write</b> 500 K IOPS*

\*Actual performance may vary.

<b>Intel® 905p Series AIC PCIe SSD</b>	<b>Intel® 905p Series AIC 280GB PCIe SSD</b>	<b>Capacity</b>	280GB
		<b>Protocol</b>	PCIe
		<b>Form Factor</b>	PCIe Card, Half Height
		<b>Controller</b>	NVMe
		<b>NVM Type</b>	3DXPoint
		<b>Endurance</b>	5.11 PBW (PB Written)
		<b>Reliability (MTBF)</b>	1.6M hours
		<b>Operating Temperature</b>	32° to 185° F (0° to 85° C)
		<b>Performance</b>	<b>Sequential Read</b> 2730 MB/s*
			<b>Sequential Write</b> 2280 MB/s*
			<b>Random Read</b> 587K IOPS*
			<b>Random Write</b> 559K IOPS*

\*Actual performance may vary.

<b>Capacity</b>	480GB
-----------------	-------

### Technical Specifications - Hard Drives

<b>Intel® 905p Series AIC 480GB PCIe SSD</b>	<b>Protocol</b>	PCIe	
	<b>Form Factor</b>	PCIe Card, Half Height	
	<b>Controller</b>	NVMe	
	<b>NVM Type</b>	3DXPoint	
	<b>Endurance</b>	8.76 PBW (PB Written)	
	<b>Reliability (MTBF)</b>	1.6M hours	
	<b>Operating Temperature</b>	32° to 185° F (0° to 85° C)	
	<b>Performance</b>	<b>Sequential Read</b>	2710 MB/s*
		<b>Sequential Write</b>	2280 MB/s*
		<b>Random Read</b>	582K IOPS*
		<b>Random Write</b>	561K IOPS*

\*Actual performance may vary.

<b>Intel® Optane™ DC Persistent Memory</b>	<b>Intel® Optane™ DC Persistent Memory 128GB Module</b>	<b>Capacity</b>	128GB	
		<b>Protocol</b>	DDR-T	
		<b>Form Factor</b>	DDR4	
		<b>Controller</b>	NVMe	
		<b>NVM Type</b>	3DXPoint	
		<b>Endurance</b>	292 PBW (256B Sequential Write)	
			91 PBW (64B Sequential Write)	
		<b>Reliability (MTBF)</b>	2M hours	
		<b>Operating Temperature</b>	32° to 185° F (0° to 85° C)	
		<b>Performance</b>	<b>Sequential Read</b>	6800 MB/s*
			<b>Sequential Write</b>	1850 MB/s*

\*Actual performance may vary.

## Technical Specifications - Hard Drive Controllers

## HARD DRIVE CONTROLLERS

<b>MicroSemi 2100-4i4e 8-port SAS 12Gb/s RAID Card</b>	<b>PCI Bus</b>	8 lanes, PCI Express 3.0	
	<b>RAID Levels</b>	Offers Integrated RAID (0, 1, and 10)	
	<b>PCI Data Burst Transfer Rate</b>	Half Duplex x8, PCIe, 8000 MB/s	
	<b>SAS Bandwidth</b>	<b>Half Duplex</b>	1200 MB/s per lane
	<b>PCI Card Type</b>	3.3V Add-in Card	
	<b>PCI Voltage</b>	12 V ± 10%	
	<b>PCI Power</b>	9.8W typical, Airflow min 200 LFM	
	<b>Bracket</b>	Full height and low profile	
	<b>Certification Level</b>	PCI Express 3.0 compliant	
	<b>SAS Processor</b>	MicroSemi Series 8 SAS Controller	
	<b>Internal Connectors</b>	One x4 internal mini-SASHD (SFF-8643)	
	<b>External Connectors</b>	One x4 external mini-SASHD (SFF-8644)	
	<b>Maximum Number of SCSI Devices</b>	256 Non-RAID SAS/SATA devices	
	<b>LED Indicators</b>	Connector for Drive Activity Light	
<b>NOTE:</b> RAID 5 is not supported on MicroSemi 2100-4i4e 8-port SAS 12Gb/s RAID Card			

### Technical Specifications - Graphics

#### GRAPHICS

<b>NVIDIA® Quadro® P620 2GB Graphics</b>	<b>Form Factor</b>	Dimensions: 2.713" H x 5.7" L Single Slot, Low Profile Cooling: Active Weight: 129 grams
	<b>Graphics Controller</b>	NVIDIA® Quadro® P620 Graphics Card GP107 GPU 512 CUDA cores Max Power: 40 Watts
	<b>Bus Type</b>	PCI Express 3.0 x16
	<b>Memory</b>	Size: 2 GB GDDR5, 2000 MHz Memory Interface: 128-bit Memory Bandwidth: 64 GB/s
	<b>Connectors</b>	4mDP Outputs *
	<b>Maximum Resolution</b>	DisplayPort™ 1.4: - up to 4x 5120 x 2880 x 24 bpp @ 60Hz - supports Multi-Stream Transport (MST)
	<b>Image Quality Features</b>	10-bit internal display processing pipeline 10-bit scan-out support
	<b>Display Output</b>	4 mDP Connectors
	<b>Shading Architecture</b>	Full Microsoft DirectX 12 Shader Model 5.1
	<b>Supported Graphics APIs</b>	OpenGL 4.5 DirectX 12 Vulkan 1.0 API support includes: CUDA C, CUDA C++, DirectCompute , OpenCL
	<b>Available Graphics Drivers</b>	Windows 11 Windows 10 Windows 7 (via nvidia.com) Linux®
		HP qualified drivers may be preloaded or available from the HP support Web site: <a href="http://welcome.hp.com/country/us/en/support.html">http://welcome.hp.com/country/us/en/support.html</a>
	<b>Notes</b>	*P620 only have mini-DisplayPort™ (mDP) video ports.  Factory Configured (Z4 G4/ Z6 G4/ Z8 G4 Workstations): No adapters included After market option kit:Two mDP-to-DP Adapters included  Additional mDP-to-DP Adapters are available as Factory Configuration or Option Kit accessories: <ul style="list-style-type: none"> <li>- 2MY05AA - HP miniDP-to-DP Adapter Cables</li> <li>- 2KW87A6 - HP (Bulk 12) miniDP-to-DP Adapter Cables</li> </ul>

**NVIDIA® T400  
2GB Graphics**

**Form Factor**

Dimensions: 2.713" H x 6.137" L  
Single Slot, Low Profile

### Technical Specifications - Graphics

Weight: 124g

<b>Graphics Controller</b>	NVIDIA® T400 Graphics Card GPU: 384 CUDA cores Power: 30 Watts Cooling: Active
<b>Bus Type</b>	PCI Express 3.0 x16
<b>Memory</b>	Size: 2 GB GDDR6 Memory Interface: 64-bit Memory Bandwidth: 80 GB/s
<b>Connectors</b>	3x mDP
<b>Maximum Resolution</b>	3x 5120 x 2880 x 24 bpp @ 60Hz
<b>Supported Graphics APIs</b>	OpenGL 4.5 DirectX 12 Vulkan 1.0 API support includes: CUDA, OpenCL 1.x
<b>Available Graphics Drivers</b>	Windows 11 Windows 10 Linux

HP qualified drivers may be preloaded or available from the HP support Web site:  
<http://welcome.hp.com/country/us/en/support.html>

#### NVIDIA® T600 4GB Graphics

<b>Form Factor</b>	Dimensions: 2.713" H x 6.137" L Single Slot, Low Profile Weight: 130g
<b>Graphics Controller</b>	NVIDIA® T600 Graphics Card GPU: 640 CUDA cores Power: 40 Watts Cooling: Active
<b>Bus Type</b>	PCI Express 3.0 x16
<b>Memory</b>	Size: 4 GB GDDR6 Memory Interface: 128-bit Memory Bandwidth: 160 GB/s
<b>Connectors</b>	4x mDP
<b>Maximum Resolution</b>	4x 5120 x 2880 x 24 bpp @ 60Hz
<b>Supported Graphics APIs</b>	OpenGL 4.5 DirectX 12 Vulkan 1.0 API support includes: CUDA C, CUDA C++, DirectCompute , OpenCL
<b>Available Graphics Drivers</b>	Windows 11 Windows 10 Linux

HP qualified drivers may be preloaded or available from the HP support

### Technical Specifications - Graphics

Web site:

<http://welcome.hp.com/country/us/en/support.html>

<b>NVIDIA® Quadro® P1000 4GB Graphics</b>	<b>Form Factor</b>	Dimensions: 2.713" H x 5.7" L Single Slot, Low Profile Cooling: Active Weight: 129 grams
	<b>Graphics Controller</b>	NVIDIA® Quadro® P1000 Graphics Card GP107-860 GPU 640 NVIDIA® CUDA® cores Max Power: 47 Watts
	<b>Bus Type</b>	PCI Express 3.0 x16
	<b>Memory</b>	Size: 4 GB GDDR5, 2500 MHz Memory Interface: 128-bit memory interface Memory Bandwidth: 80 GB/s memory bandwidth
	<b>Connectors</b>	4mDP Outputs
	<b>Maximum Resolution</b>	DisplayPort™ 1.4: - up to 4x 5120 x 2880 x 24 bpp @ 60Hz - supports Multi-Stream Transport (MST)
	<b>Image Quality Features</b>	10-bit internal display processing pipeline 10-bit scan-out support
	<b>Display Output</b>	4 mDP Connectors
	<b>Shading Architecture</b>	Full Microsoft DirectX® 12 Shader Model 5.1
	<b>Supported Graphics APIs</b>	OpenGL® 4.5 DirectX® 12 Vulkan™ 1.0 API support includes: CUDA C, CUDA C++, DirectCompute, OpenCL™
	<b>Available Graphics Drivers</b>	Windows 11 Windows 10 Windows 7 (via nvidia.com) Linux®
	<b>Notes</b>	HP qualified drivers may be preloaded or available from the HP support Web site: <a href="http://welcome.hp.com/country/us/en/support.html">http://welcome.hp.com/country/us/en/support.html</a>
<b>AMD Radeon™ Pro WX 3200 4GB Graphics</b>	<b>Form Factor</b>	Low-Profile Single Slot (2.75 "H x 6.6" L)
	<b>Graphics Controller</b>	Radeon™ Pro WX 3200 Graphics Card GPU: 640 Stream Processors organized into 8 Compute Units Power: 56 Watts Cooling: Active
	<b>Memory</b>	4GB GDDR5 memory Memory Bandwidth: 6 Gbps / 96 GB/s Memory Width: 128 bit
	<b>Connectors</b>	2x Mini DisplayPort™ 1.4 plus 1x DisplayPort™ 1.4 – HDR ready connectors with HBR3 and MST support.

### Technical Specifications - Graphics

Factory Configured: No adapters included  
After market option kit: One mDP-to-DP cable adapters included

Additional Mini DisplayPort™-to-DisplayPort™, DisplayPort™-to-VGA or DisplayPort™-to-DVI adapters are available as Factory Configuration or Option Kit accessories.

<b>Maximum Resolution</b>	5K support @ 60Hz <ul style="list-style-type: none"> <li>1x single-cable 5K monitor, or 2x dual-cable 5K monitors</li> </ul> 3x 4K support @ 60Hz
<b>Image Quality Features</b>	Advanced support for 8-bit and 10-bit per RGB color component. High bandwidth scaler for high quality up and downscaling
<b>Display Output</b>	3 full physical DP1.3 HBR3 / DP1.4 HDR outputs FreeSync support
<b>GPU Architecture</b>	Polaris
<b>Supported Graphics APIs</b>	DirectX® 12 OpenGL® 4.5 OpenCL™ 2.0 Vulkan™ 1.0
<b>Available Graphics Drivers</b>	Windows 11 Windows 10 (Windows® 7 64-bit available from AMD) Linux® 64-bit (selected Enterprise distributions)

HP qualified drivers may be preloaded or available from the HP support Web site:

<http://welcome.hp.com/country/us/en/support.html>

<b>Notes</b>	<ol style="list-style-type: none"> <li>1. HDR content requires that the system be configured with a fully HDR-ready content chain, including: graphics card, monitor/TV, graphics driver and application. Video content must be graded in HDR and viewed with an HDR-ready player. Windowed mode content requires operating system support.</li> <li>2. AMD PowerTune and AMD ZeroCore Power are technologies offered by certain FirePro™ and Radeon™ Pro products, which are designed to intelligently manage GPU power consumption in response to certain GPU load conditions.</li> <li>3. As of September 2016, certified for DisplayPort™ 1.4 HBR3 and ready for DisplayPort™ 1.4 HDR based on independent verification by DisplayPort™ testing authority. HDR content requires that the system be configured with a fully HDR-ready content chain, including: graphics card, monitor/TV, graphics driver and application. Video content must be graded in HDR and viewed with an HDR-ready player. Windowed mode content requires operating system support.</li> </ol>
--------------	---

**NVIDIA® T1000  
4GB Graphics**

**Form Factor**

Dimensions: 2.713" H x 6.137" L  
Single Slot  
Weight: 132.6 grams

**Graphics Controller**

NVIDIA® T1000 Graphics Card  
Power: 50W  
Cooling: Active



### Technical Specifications - Graphics

<b>Bus Type</b>	PCI Express 3.0 x16
<b>Memory</b>	Size: 4GB GDDR6 Memory Bandwidth: Up to 160 GB/s Memory Width: 128-bit
<b>Connectors</b>	4x mini DisplayPort™ 1.4a
<b>Maximum Resolution</b>	7680 x 4320 @ 120Hz
<b>Display Output</b>	Maximum number of displays: 4 displays
<b>Architecture</b>	NVIDIA® Turing™
<b>Supported Graphics APIs</b>	xx
<b>Available Graphics Drivers</b>	Windows 11 Windows 10 Windows 8.1 Windows 7 Professional Linux® - Full OpenGL® implementation, complete with NVIDIA® Quadro® and ARB extensions

HP qualified drivers may be preloaded or available from the HP support Web site:

<http://welcome.hp.com/country/us/en/support.html>

#### NVIDIA® T1000 8GB Graphics

<b>Form Factor</b>	Dimensions: 2.713" H x 6.137" L Single Slot Weight: 132.6 grams
<b>Graphics Controller</b>	NVIDIA® T1000 Graphics Card Power: 50W Cooling: Active
<b>Bus Type</b>	PCI Express 3.0 x16
<b>Memory</b>	Size: 8GB GDDR6 Memory Bandwidth: Up to 160 GB/s Memory Width: 128-bit
<b>Connectors</b>	4x mini DisplayPort™ 1.4a
<b>Maximum Resolution</b>	7680 x 4320 @ 120Hz
<b>Display Output</b>	Maximum number of displays: 4 displays
<b>Architecture</b>	NVIDIA® Turing™
<b>Available Graphics Drivers</b>	Windows 11 Windows 10 Windows 8.1 Windows 7 Professional Linux® - Full OpenGL® implementation, complete with NVIDIA® Quadro® and ARB extensions

HP qualified drivers may be preloaded or available from the HP support Web site:

<http://welcome.hp.com/country/us/en/support.html>

#### NVIDIA® RTX A2000 6GB Graphics

<b>Form Factor</b>	Dimensions: 2.713" H x 6.6" L Dual slot, half-height Weight: 295 grams (without extender)
--------------------	---

### Technical Specifications - Graphics

<b>Graphics Controller</b>	NVIDIA® RTX A2000 Graphics Card Power: 70W Cooling: Active
<b>Bus Type</b>	PCI Express 4.0 x16
<b>Memory</b>	Size: 6GB GDDR6 Memory Bandwidth: Up to 288 GB/s Memory Width: 192-bit
<b>Connectors</b>	4x mini-DisplayPort™ 1.4a
<b>Maximum Resolution</b>	Up to 4x 5120 x 2880 x 24bpp @ 60Hz
<b>Architecture</b>	NVIDIA® Ampere™
<b>Supported Graphics APIs</b>	CUDA, OpenCL™ 1.x
<b>Available Graphics Drivers</b>	Windows 11 Windows 10 Linux® 64-bit (selected Enterprise distributions) HP qualified drivers may be preloaded or available from the HP support Web site: <a href="http://welcome.hp.com/country/us/en/support.html">http://welcome.hp.com/country/us/en/support.html</a>
<b>Notes</b>	<ol style="list-style-type: none"> <li>1. RTX A2000 offered as Factory Configured Option does not include a video cable adapter. Video cable adapters must be ordered separately as AMO: <ol style="list-style-type: none"> <li>a. 2MY05AA - HP Single miniDP-to-DP Adapter Cable</li> <li>b. 2KW87A6 - HP (Bulk 12) miniDP-to-DP Adapter Cables</li> </ol> </li> <li>2. Two mDP-to-DP adapters are included with the RTX A2000 when it is ordered as an AMO kit.</li> </ol>

### NVIDIA® Quadro® RTX™ Form Factor 4000 8GB Graphics

Full-Height Single Slot (4.4" Height x 9.5" Length)  
Weight: 550 grams / 1.21 lbs

<b>Graphics Controller</b>	NVIDIA® Quadro® RTX™ 4000 Graphics TU104 GPU GPU: 2304 NVIDIA® CUDA® Parallel Processing Cores Power: 160 Watts Cooling: Active
<b>Memory</b>	8GB GDDR6 memory Memory Bandwidth: Up to 416 GB/s Memory Width: 384 bit
<b>Connectors</b>	3x DP 1.4a and VirtualLink Quadro Sync connector (compatible with Quadro II Sync) One 8-pin auxiliary power connector  Factory configured option: No video cable adapter included with card. After market option Kit: No video cable adaptor included with card.

### Technical Specifications - Graphics

DVI to VGA, DisplayPort™ to VGA, DisplayPort™ to DVI, and DisplayPort™ to Dual-Link DVI adapters available as accessories.

**Maximum Resolution** 7680x4320 @ 60Hz

**Image Quality Features** Advanced support for 8-bit, 10-bit, and 12-bit per RGB color component.  
HDCP 2.2 support over DisplayPort™, DVI, and HDMI connectors  
NVIDIA® 3D Vision™ and other 3D stereo technologies  
NVIDIA® Mosaic and nView

**Display Outputs<sup>1</sup>** 3x DP 1.4a and VirtualLink (7680x4320 @ 60Hz)

**Supported Graphics APIs** DirectX®12, OpenGL® 4.5, OpenCL™ 1.0, Vulkan™ 1.0  
Developer API support includes: CUDA C, CUDA C++, DirectCompute 5.0, OpenCL™, Java, Python, and Fortran

**Available Graphics Drivers** Windows 11  
Windows 10  
Windows 7 (via nvidia.com)  
Linux® 64-bit

HP qualified drivers may be preloaded or available from the HP support Web site:

<http://welcome.hp.com/country/us/en/support.html>

**Notes** 1- Supports up to a total of 4 displays

### NVIDIA® RTX A4000 16GB Graphics

**Form Factor** Full-Height Single Slot (4.4" Height x 9.5" Length)

**Graphics Controller** NVIDIA® RTX A4000 Graphics  
GPU: 6144 NVIDIA® CUDA® Parallel Processing Cores  
Power: 140 Watts  
Cooling: Active

**Memory** 16GB GDDR6 memory  
Memory Bandwidth: Up to 448 GB/s  
Memory Width: 256 bit

**Connectors** 4x DP  
One 6-pin auxiliary power connector

### Technical Specifications - Graphics

Factory configured option: No video cable adapter included with card.

After market option Kit: No video cable adaptor included with card.

DVI to VGA, DisplayPort™ to VGA, DisplayPort™ to DVI, and DisplayPort™ to Dual-Link DVI adapters available as accessories.

<b>Maximum Resolution</b>	7680x4320 @ 60Hz
<b>Display Outputs<sup>1</sup></b>	4x DP
<b>Supported Graphics APIs</b>	DirectX® 12, OpenGL® 4.5, OpenCL™ 1.0, Vulkan™ 1.0 Developer API support includes: CUDA C, CUDA C++, DirectCompute 5.0, OpenCL™, Java, Python, and Fortran
<b>Available Graphics Drivers</b>	Windows 11 Windows 10 Linux® 64-bit

HP qualified drivers may be preloaded or available from the HP support Web site:

<http://welcome.hp.com/country/us/en/support.html>

<b>NVIDIA® RTX A4500 20GB Graphics</b>	<b>Form Factor</b>	Full-Height Dual Slot (4.4" Height x 10.5" Length)
	<b>Graphics Controller</b>	NVIDIA® RTX A4500 Graphics GPU: 7168 NVIDIA® CUDA® Parallel Processing Cores Power: 200 Watts Cooling: Active
	<b>Memory</b>	20GB GDDR6 memory Memory Bandwidth: Up to 640 GB/s Memory Width: 320 bit
	<b>Connectors</b>	4x DP One 8-pin auxiliary power connector
		Factory configured option: No video cable adapter included with card. After market option Kit: No video cable adaptor included with card.
		DVI to VGA, DisplayPort™ to VGA, DisplayPort™ to DVI, and DisplayPort™ to Dual-Link DVI adapters available as accessories.
	<b>Maximum Resolution</b>	7680x4320 @ 60Hz
	<b>Display Outputs<sup>1</sup></b>	4x DP

### Technical Specifications - Graphics

<b>Supported Graphics APIs</b>	DirectX®12, OpenGL® 4.5, OpenCL™ 1.0, Vulkan™ 1.0 Developer API support includes: CUDA C, CUDA C++, DirectCompute 5.0, OpenCL™, Java, Python, and Fortran
<b>Available Graphics Drivers</b>	Windows 11 Windows 10 Linux® 64-bit

HP qualified drivers may be preloaded or available from the HP support Web site:

<http://welcome.hp.com/country/us/en/support.html>

### NVIDIA® Quadro® RTX™ Form Factor 5000 16GB Graphics

Full-Height Dual Slot (4.4" Height x 10.5" Length)  
Weight: 1050 grams / 2.31 lbs

<b>Graphics Controller</b>	NVIDIA® Quadro® RTX™ 5000 Graphics TU104 GPU GPU: 3072 NVIDIA® CUDA® Parallel Processing Cores Power: 265 Watts Cooling: Active
----------------------------	---

<b>Memory</b>	16GB GDDR6 memory Memory Bandwidth: Up to 448 GB/s Memory Width: 384 bit
---------------	--

<b>Connectors</b>	4x DP 1.4a and VirtualLink Quadro Sync connector (compatible with Quadro II Sync) One 8-pin + 6-pin auxiliary power connector
-------------------	---

Factory configured option: No video cable adapter included with card.

After market option Kit: No video cable adaptor included with card.

DVI to VGA, DisplayPort™ to VGA, DisplayPort™ to DVI, and DisplayPort™ to Dual-Link DVI adapters available as accessories.

<b>Maximum Resolution</b>	7680x4320 @ 60Hz
---------------------------	------------------

<b>Image Quality Features</b>	Advanced support for 8-bit, 10-bit, and 12-bit per RGB color component. HDCP 2.2 support over DisplayPort™, DVI, and HDMI connectors NVIDIA® 3D Vision™ and other 3D stereo technologies NVIDIA® Mosaic and nView
-------------------------------	--

<b>Display Outputs¹</b>	4x DP 1.4a and VirtualLink (7680x4320 @ 60Hz)
-------------------------	---

### Technical Specifications - Graphics

<b>Supported Graphics APIs</b>	DirectX®12, OpenGL® 4.5, OpenCL™ 1.0, Vulkan™ 1.0 Developer API support includes: CUDA C, CUDA C++, DirectCompute 5.0, OpenCL™, Java, Python, and Fortran
<b>Available Graphics Drivers</b>	Windows 11 Windows 10 Windows 7 (via nvidia.com) Linux® 64-bit  HP qualified drivers may be preloaded or available from the HP support Web site: <a href="http://welcome.hp.com/country/us/en/support.html">http://welcome.hp.com/country/us/en/support.html</a>
<b>Notes</b>	1- Supports up to a total of 4 displays

#### NVIDIA® RTX A5000 24GB Graphics

<b>Form Factor</b>	Full-Height Dual Slot (4.4" Height x 10.5" Length) Weight: 1049 grams + 80 grams extender
<b>Graphics Controller</b>	NVIDIA® RTX A5000 GPU: 8192 CUDA Cores Power: 230W Cooling: Active
<b>Memory</b>	24GB GDDR6 Memory Bandwidth: Up to 768GB/s ECC Memory (disabled by default)
<b>Connectors</b>	DP (x4) with HDR support One 8-pin auxiliary power connector  After market option Kit: no power adapter included with card.
<b>Maximum Resolution</b>	DisplayPort™ 1.4a: 7680x4320 @ 120Hz
<b>Display Outputs</b>	4x DP1.4a HDR2 outputs (up to 7680x4320 @ 120Hz)
<b>GPU Architecture</b>	NVIDIA® Ampere™
<b>Supported Graphics APIs</b>	DirectX®12, OpenGL® 4.5 Developer API support includes: CUDA C, CUDA C++, DirectCompute 5.0, OpenCL™, Java, Python, and Fortran
<b>Available Graphics Drivers</b>	Windows 11 Windows 10 Windows 7

### Technical Specifications - Graphics

HP qualified drivers may be preloaded or available from the HP support Web site:

<http://welcome.hp.com/country/us/en/support.html>

**Factory Configured (Z4/Z6/Z8 G4 Workstation): No adapters included**

**After market option kit: No adapters included**

<b>NVIDIA® RTX™ A6000 48GB Graphics</b>	<b>Form Factor</b>	Full-Height Dual Slot (4.4" Height x 10.5" Length) Weight: 1230 grams / 2.71 lbs (with extender)
	<b>Graphics Controller</b>	NVIDIA® RTX™ A6000 Graphics GPU: 10752 NVIDIA® CUDA® Parallel Processing Cores Power: 300 Watts Cooling: Active
	<b>Memory</b>	48GB GDDR6 memory ECC optional Memory Bandwidth: Up to 768 GB/s Memory Width: 384 bit
	<b>Connectors</b>	4x DP 1.4a Quadro Sync II connector Ampere NVLink® Stereo Sync Requires 8-pin CPU auxiliary power
	<b>Maximum Resolution</b>	5120x2880 @ 60Hz (up to 4 displays)
	<b>Display Outputs</b>	4x DP 1.4 (7680x4320 @ 60Hz)
	<b>Supported Graphics APIs</b>	DirectX®12, OpenGL® 4.6, OpenCL™ 1.0, Vulkan™ 1.0 Developer API support includes: CUDA C, CUDA C++, DirectCompute 5.0, OpenCL™, Java, Python, and Fortran™
	<b>Available Graphics Drivers</b>	Windows 11 Windows 10 Linux® 64-bit

HP qualified drivers may be preloaded or available from the HP support Web site:

<http://welcome.hp.com/country/us/en/support.html>

<b>NVIDIA® Quadro® GV100 32GB Graphics</b>	<b>Form Factor</b>	Dual Slot (4.4" Height x 10.5" Length) Weight: 980 grams + 72 gram extender
	<b>Graphics Controller</b>	NVIDIA® QUADRO® GV100 GPU: 5120 NVIDIA® CUDA® Parallel Processing Cores Power: 250 Watts Cooling: Active

### Technical Specifications - Graphics

<b>Memory</b>	<p>32GB HBM2 memory</p> <p>Memory Bandwidth: Up to 870 GB/s</p> <p>Memory Width: 5120-bit</p> <p>ECC Memory (disabled by default)</p>
<b>Connectors</b>	<p>DP (x4) with HDR support</p> <p>3-pin mini-DIN connector via optional bracket</p> <p>4-pin header for stereo signal</p> <p>Quadro Sync connector (compatible with Quadro II Sync)</p> <p>One 8-pin auxiliary power connector</p> <p>(2x) NVLink for GV100 connectors (via optional kit)</p> <p>After market option Kit: no power adapter included with card.</p> <p>DisplayPort™ to VGA, DisplayPort™ to DVI (single-link and dual-link), and DisplayPort™ to HDMI adapters available as accessories.</p>
<b>Maximum Resolution</b>	<p>5K support @ 60Hz</p> <p>1x single-cable 5K monitor, or 2x dual-cable 5K monitors</p>
<b>Image Quality Features</b>	<p>HDR support over DisplayPort™ 1.4 (SMPTE 2084/2086, BT. 2020) (4K @ 60 Hz 10b/12b HEVC Decode, 4K @ 60 Hz 10b HEVC Encode)</p> <p>HDCP 2.2 support over DisplayPort™ and HDMI connectors</p> <p>NVIDIA 3D Vision™ technology</p> <p>NVIDIA Mosaic and nView Desktop Management</p>
<b>Display Outputs</b>	<p>4x DP1.4 HDR2 outputs (up to 5120 x 2880 @ 60Hz)</p>
<b>GPU Architecture</b>	<p>NVIDIA® Volta™</p>
<b>Supported Graphics APIs</b>	<p>DirectX®12, OpenGL® 4.5</p> <p>Developer API support includes: CUDA C, CUDA C++, DirectCompute 5.0, OpenCL™, Java, Python, and Fortran</p>
<b>Available Graphics Drivers</b>	<p>Windows 11</p> <p>Windows 10</p> <p>Windows 7 (via nvidia.com)</p> <p>Linux® 64-bit</p> <p>HP qualified drivers may be preloaded or available from the HP support Web site:</p> <p><a href="http://welcome.hp.com/country/us/en/support.html">http://welcome.hp.com/country/us/en/support.html</a></p> <p>Factory Configured (Z4/Z8 G4 Workstation): No adapters included</p> <p>After market option kit: No adapters included</p>



### Technical Specifications - Graphics

<b>AMD Radeon™ Pro W5700 Form Factor 8GB Graphics</b>		Dual Slot (4.4" Height x 10.5" Length)
<b>Graphics Controller</b>	Radeon™ Pro W5700 graphics GPU: 2304 Stream Processors Power: 205 Watts Cooling: Active	
<b>Memory</b>	8GB GDDR6 memory Memory Bandwidth: Up to 448 GB/s Memory Width: 256 bit	
<b>Connectors</b>	5x MiniDisplayPort 1.4 + USB-C – HDR ready and MST support  Factory Configured: No video cable adapter included After market option kit: 2x mDP-to-DP adapters included  Additional DisplayPort-to-VGA or DisplayPort-to-DVI adapters are available as Factory Configuration or Option Kit accessories.	
<b>Maximum Resolution</b>	8K support @ 60Hz Single monitor, single or dual-cable	
<b>Image Quality Features</b>	Advanced support for 8-bit, 10-bit, and 16-bit per RGB color component. High bandwidth scaler for high quality up and downscaling	
<b>Display Output</b>	5 full physical mDP 1.4 + USB-c with DP signaling FreeSync support	
<b>GPU Architecture</b>	RDNA™	
<b>Supported Graphics APIs</b>	DirectX® 12.1 OpenGL® 4.6 OpenCL™ 2.0 Vulkan™ 1.1	
<b>Available Graphics Drivers</b>	Windows 11 Windows 10  Linux® 64-bit  HP qualified drivers may be preloaded or available from the HP support Web site: <a href="http://welcome.hp.com/country/us/en/support.html">http://welcome.hp.com/country/us/en/support.html</a>	

#### Notes

### Technical Specifications - Graphics

<b>AMD Radeon™ Pro W5500 Form Factor 8GB Graphics</b>		Single Slot (4.4" Height x 9.5" Length)
<b>Graphics Controller</b>	Radeon™ Pro W5500 graphics GPU: 1408 Stream Processors Power: 125 Watts Cooling: Active	
<b>Memory</b>	8GB GDDR6 memory Memory Bandwidth: Up to 224 GB/s Memory Width: 128 bit	
<b>Connectors</b>	4x DisplayPort 1.4 – HDR ready and MST support  Factory Configured: No video cable adapter included After market option kit: No video cable adapter included  Additional DisplayPort-to-VGA or DisplayPort-to-DVI adapters are available as Factory Configuration or Option Kit accessories.	
<b>Maximum Resolution</b>	8K support @ 60Hz Single monitor, single or dual-cable	
<b>Image Quality Features</b>	Advanced support for 8-bit, 10-bit, and 16-bit per RGB color component. High bandwidth scaler for high quality up and downscaling	
<b>Display Output</b>	4 full physical DP 1.4 FreeSync support	
<b>GPU Architecture</b>	RDNA™	
<b>Supported Graphics APIs</b>	DirectX® 12.1 OpenGL® 4.6 OpenCL™ 2.0 Vulkan™ 1.1	
<b>Available Graphics Drivers</b>	Windows 11 Windows 10  Linux® 64-bit  HP qualified drivers may be preloaded or available from the HP support Web site: <a href="http://welcome.hp.com/country/us/en/support.html">http://welcome.hp.com/country/us/en/support.html</a>	
<b>Notes</b>		

### Technical Specifications - Graphics

<b>AMD Radeon™ Pro W6600 8GB Graphics</b>	<b>Form Factor</b>	Full height, Single Slot, 241mm length
	<b>Graphics Controller</b>	AMD Radeon™ PR W6600 XT Graphics GPU: AMD RDNA 2 Memory: 8GB GDDR6 Power: 130 Watts, 6-pin Power Cable Cooling: Active, Dual Axial fan
	<b>Bus Type</b>	PCI Express 4.0 x16
	<b>Connectors</b>	4x DisplayPort 1.4 with DSC
	<b>Maximum Resolution</b>	DisplayPort™ 1.4 with DSC: - up to 4x @ 3840x2160px (4K) - up to 4x @ 5120x2880px (5K) - up to 1x @ 7680x4320px (8K)
	<b>Display Outputs</b>	4x DP
	<b>Shading Architecture</b>	Microsoft DirectX 12 Shader Model 6.1
	<b>Supported Graphics APIs</b>	OpenGL 4.6 DirectX 12 Feature Level 12_1 Vulkan 1.1 OpenCL 2.2
	<b>Available Graphics Drivers</b>	Windows 11 Windows 10 Linux® 64-bit (selected distributions)
		HP qualified drivers may be preloaded or available from the HP support Web site: <a href="http://welcome.hp.com/country/us/en/support.html">http://welcome.hp.com/country/us/en/support.html</a>

<b>AMD Radeon™ Pro W6800 32GB</b>	<b>Form Factor</b>	Full-Height Double Slot
	<b>Graphics Controller</b>	Architecture: RDNA 2 GPU Cores: 3840 Power: 261W Cooling: Active fan heatsink
	<b>Memory</b>	32GB GDDR6 memory ECC Capable: Yes Memory Bandwidth: up to 512 GB/s Memory Interface: 256-bit
	<b>Display Output</b>	Max Displays: 6 Video Output: 6x Mini-DisplayPort™ 1.4 with DSC Display Configurations: 5K Resolution: 6x @ 5120 x 2880 resolution @ 60Hz 8K Resolution: 2x @ 7680 x 4320 resolution @ 60Hz  HDR Support: Yes 8K Support: Yes

### Technical Specifications - Graphics

Notes: W6800 only has mini-DisplayPort™ (mDP) video ports

- Configure-to-order must specify AV options to add any required mDP-to-DP Adapters
- Two mDP-to-DP Adapters are included in the RTX W6800 AMO kits
- If more mDP-to-DP Adapters are needed, Adapters can be ordered separately as AMO:
  - 2MY05AA - HP Single miniDP-to-DP Adapter Cable
  - 2KW87A6 - HP (Bulk 12) miniDP-to-DP Adapter Cables

**Bus Type** PCI Express x16 Gen4

**Software API Support** DirectX®: 12  
OpenGL®: 4.6,  
OpenCL™: 2.1  
Vulkan: 1.2

**Available Graphics Drivers** Windows 11  
Windows 10

HP qualified drivers may be preloaded or available from the HP support Web site:

<http://welcome.hp.com/country/us/en/support.html>

<b>NVIDIA® Quadro® Sync II</b>	<b>Part number</b>	1WT20AA
	<b>Dimensions (HxD)</b>	6.0 inches × 4.2 inches
	<b>Devices Supported</b>	NVIDIA® Quadro® P4000 NVIDIA® Quadro® P5000 NVIDIA® Quadro® P6000
	<b>Bus Type</b>	Requires one free mechanical PCIe bus slot. 6-pin PCI or SATA power connector
	<b>PCI Form Factor</b>	Full Height, half length, single slot
	<b>Ports</b>	2 RJ45 connectors for carrying frame lock signals over CAT5 cables. BNC Connector for external house synchronization.
	<b>Internal Connectors</b>	6 NVIDIA SLI® style edge fingers for connection to compatible GPUs <ul style="list-style-type: none"> <li>• Included with the board are 4 12-Inch Short Sync Cables to connect to GPU's</li> <li>• Included with the board are 2 24-Inch Long Sync Cables to connect to GPU's</li> </ul>
	<b>System Requirements</b>	Requires one free mechanical PCIe bus slot. 6-pin PCI or SATA power connector Must be used with NVIDIA Quadro P4000, P5000 or P6000 graphics cards. Requires Quadro driver version R375 or later.
	<b>Temperature - Operating</b>	0° to 55° C
	<b>Temperature - Storage</b>	-40° to 60° C
	<b>Relative Humidity - Operating</b>	10% to 80%
	<b>Power Requirements</b>	Board power dissipation: <15W

Technical Specifications - Graphics

<b>Operating Systems Supported</b>	Windows 11 Windows 10 Windows 7 Linux® 64-bit
<b>Kit Contents</b>	Contains: <ul style="list-style-type: none"><li>• Quadro Sync II Card</li><li>• 4 x 12-Inch Short Sync Cables</li><li>• 2 x 24-Inch Long Sync Cables (Two)</li><li>• Quick Start Guide</li></ul>

### Technical Specifications – Optical and Removable Storage

#### OPTICAL AND REMOVABLE STORAGE

<b>HP 9.5mm Slim DVD Writer</b>	<b>Description</b>	9.5mm height, tray-load
	<b>Mounting Orientation</b>	Either horizontal or vertical
	<b>Interface Type</b>	SATA/ATAPI
	<b>Dimensions (WxHxD)</b>	128 x 9.5 x 127mm
	<b>Supported Media Types</b>	DVD+R DVD+RW DVD+R DL DVD-R DL DVD-R DVD-RW CD-R CD-RW
	<b>Disc Capacity</b>	DVD-ROM 8.5 GB DL or 4.7 GB standard Full Stroke DVD < 200 ms (seek) Full Stroke CD < 200 ms (seek)
	<b>Maximum Data Transfer Rates</b>	CD ROM Read CD-ROM, CD-R Up to 24X CD-RW Up to 24X  DVD ROM Read DVD+RW Up to 8X DVD-RW Up to 8X DVD+R DL Up to 8X DVD-R DL Up to 8X DVD-ROM Up to 8X DVD-ROM DL Up to 8X DVD+R Up to 8X DVD-R Up to 8X
	<b>Power</b>	Source SATA DC power receptacle DC Power Requirements 5 VDC ± 5%-100 mV ripple p-p DC Current 5 VDC -< 800 mA typical, <1600 mA maximum
	<b>Operating Environmental (all conditions non-condensing)</b>	Temperature 41° to 122° F (5° to 50° C) Relative Humidity 10% to 80% Maximum Wet Bulb Temperature 84° F (29° C)
	<b>Operating Systems Supported</b>	Windows 11, Windows 10, Windows 7 Professional 64-bit, Windows Vista Business 64*, Windows 2000. Red Hat® Enterprise Linux® (RHEL) 6, 7 Desktop/Workstation SUSE Linux® Enterprise Desktop 12
		<a href="#">* No driver is required for this device. Native support is provided by the operating system.</a>
	<b>Kit Contents</b>	HP SATA DVD Writer drive, installation guide.

<b>HP 9.5mm Slim DVD-ROM Drive</b>	<b>Description</b>	9.5mm height, tray-load
	<b>Mounting Orientation</b>	Either horizontal or vertical

### Technical Specifications – Optical and Removable Storage

<b>Interface Type</b>	SATA / ATAPI	
<b>Dimensions (WxHxD)</b>	128 x 9.5 x 127mm	
<b>Disc Capacity</b>	DVD-ROM	Single layer: Up to 4.7 GB Double layer: Up to 8.5 GB
<b>Access Times</b>	DVD-ROM Single Layer	< 110 ms (typical)
	CD-ROM Mode 1	< 110 ms (typical)
	Full Stroke DVD	< 230 ms (typical)
	Full Stroke CD	< 220 ms (typical)
<b>Power</b>	Source	SATA DC power receptacle
	DC Power Requirements	5 VDC $\pm$ 5%-100 mV ripple p-p
	DC Current	5 VDC – <800mA typical, < 1600 mA maximum
<b>Operating Environmental (all conditions non-condensing)</b>	Temperature	41° to 122° F (5° to 50° C)
	Relative Humidity	10% to 80%
	Maximum Wet Bulb Temperature	84° F (29° C)
<b>Operating Systems Supported</b>	Windows 11, Windows 10, Windows 8.1, Windows 7 Professional 64-bit Red Hat® Enterprise Linux® (RHEL) 6, 7 Desktop/Workstation SUSE Linux® Enterprise Desktop 12	
	No driver is required for this device. Native support is provided by the operating system.	
<b>Kit Contents</b>	9.5mm Slim DVD-ROM Drive, 5.25" ODD Bay adapter/carrier, slim SATA data/power cable, installation guide	

#### HP HH DVD Writer (16X RW DVD-R)

<b>Description</b>	HP Half Height DVD Writer	
<b>Mounting Orientation</b>	Either Horizontal or vertical	
<b>Interface Type</b>	SATA	
<b>Dimensions (WxHxD)</b>	146x42x165mm	
<b>Supported Media Types</b>	DVD+R DVD+RW DVD+R DL DVD-R DL DVD-R DVD-RW CD-R CD-RW	
<b>Disc Capacity</b>	DVD-ROM	8.5 GB DL or 4.7 GB standard
	Full Stroke DVD	145ms (seek)
	Full Stroke CD	120ms (seek)
<b>Maximum Data Transfer Rates</b>	CD ROM Read	CD-ROM, CD-R Up to 24X CD-RW Up to 24X
	DVD ROM Read	DVD+RW Up to 13X DVD-RW Up to 13X DVD+R DL Up to 12X DVD-R DL Up to 12X DVD-ROM Up to 12X

### Technical Specifications – Optical and Removable Storage

<b>Power</b>	Source	DVD-ROM DL Up to 12X DVD+R Up to 16X DVD-R Up to 16X
	DC Power Requirements	SATA DC power receptacle 5 VDC $\pm$ 5% -100 mV ripple p-p 12 VDC $\pm$ 10% -200 mV ripple p-p
	DC Current	5 VDC -<1500mA typical, <2000 mA maximum.
<b>Operating Environmental (all conditions non-condensing)</b>	Temperature	41° to 122° F (5° to 50° C)
	Relative Humidity	10% to 90% (Non-Condensing)
<b>Operating Systems Supported</b>	Windows 11, Windows 10, Windows 7 Professional 64-bit. Red Hat Enterprise Linux WS4**,5,6 Desktop/Workstation.	
<b>Kit Contents</b>	No driver is required for this device, Native support is provided by operating system.	
	HP SATA DVD Writer drive, Installation guide.	

#### HP 9.5mm Slim BDXL Blu-Ray Writer

<b>Description</b>	9.5mm height, tray-load	
<b>Mounting Orientation</b>	Either horizontal or vertical	
<b>Interface Type</b>	SATA/ATAPI	
<b>Dimensions (WxHxD)</b>	128 x 9.5 x 127mm	
<b>Supported Media Types</b>	BD-ROM	
	BD-R	
	BD-RE	
	DVD+R	
	DVD+RW	
	DVD+R DL	
	DVD-R DL	
	DVD-R	
	DVD-RW	
	CD-R	
	CD-RW	
<b>Disc Capacity</b>	DVD-ROM	8.5 GB DL or 4.7 GB standard
	Blu-ray	25 GB (single-layer) 50 GB (dual-layer) 100/128 GB (BDXL)
	Full Stroke DVD	< 230 ms (seek)
	Full Stroke CD	< 220 ms (seek)
	Blu-ray	< 230 ms (seek) (Full Stroke Blu-ray)
	Startup Time	(Time to drive ready from tray loading) BD-ROM (SL/DL) 25S / 28S BD-R (SL/DL) 25S / 28S BD-RE (SL/DL) 25S / 28S DVD-ROM (SL/DL) 18S / 18S DVD-R (SL/DL) 25S / 25S DVD-RW 25S DVD+R (SL/DL) 25S / 25S



### Technical Specifications – Optical and Removable Storage

		DVD+RW	25X
		CD-ROM	15X
Maximum Data Transfer Rates	CD ROM Read	CD-ROM, CD-R Up to 24X CD-RW Up to 24X	
	DVD ROM Read	DVD+RW Up to 8X DVD-RW Up to 8X DVD+R DL Up to 8X DVD-R DL Up to 8X DVD-ROM Up to 8X DVD-ROM DL Up to 8X DVD+R Up to 8X DVD-R Up to 8X	
	Blu-ray	BD-ROM Up to 6X BD-ROM DL Up to 6X BD-R Up to 6X BD-R DL Up to 6X BD-R Up to 6X BD-RE SL/DL Up to 6X	
Power	Source	SATA DC power receptacle	
	DC Power Requirements	5 VDC ± 5%-100 mV ripple p-p	
	DC Current	5 VDC -900 mA typical, 2000mA maximum	
Operating Environmental (all conditions non-condensing)	Temperature	41° to 122° F (5° to 50° C)	
	Relative Humidity	10% to 80%	
	Maximum Wet Bulb Temperature	84° F (29° C)	
Operating Systems Supported	Windows 11, Windows 10, Windows 7 Professional 64-bit, Red Hat® Enterprise Linux® (RHEL) 6, 7 Desktop/Workstation SUSE Linux® Enterprise Desktop 12		
	No driver is required for this device. Native support is provided by the operating system.		
Kit Contents	9.5mm Slim BDXL Blu-Ray Writer, 5.25" ODD Bay adapter/carrier, slim SATA data/power cable, installation guide		
	As Blu-ray is a new format containing new technologies, certain disc, digital connection, compatibility and/or performance issues may arise, and do not constitute defects in the product. Flawless playback on all systems is not guaranteed. In order for some Blu-ray titles to play, they may require a DVI or HDMI digital connection and your display may require HDCP support. HD-DVD movies cannot be played on this workstation.		

<b>HP SD Card Reader</b>	<b>Description</b>	Supports hardware ECC (Error Correction Code) function Supports hardware CRC (Cyclic Redundancy Check) function Supports SD 4-bit parallel transfer mode
	<b>Interface Type</b>	USB 3.1 Gen 1 High-speed interface
	<b>Dimensions (WxHxD)</b>	1.15 x .9 x .15 in (29.00 x 23.6 x 3.15 mm) Fits conveniently in the Front IO Bay
	<b>Supported Media Types</b>	Secure Digital Card (SD)
		Secure Digital High Capacity (SDHC)

## Technical Specifications – Optical and Removable Storage

SD Extended Capacity Memory Card (SDXC)  
SD Ultra High Speed II(SD UHSII)

These additional media types are supported with a card adapter.  
Memory Stick Micro (M2)  
miniSD  
miniSD High Capacity  
Micro SD Memory Card (MicroSD)  
Micro SD High Capacity Memory Card (MicroSDHC)

Test Parameters/Conditions - Power applied, unit operating on system  
±5%

**Operating Systems Supported**

Windows 11, Windows 10

No driver is required for this device. Native support is provided by the operating system.

**Kit Contents**  
**Approvals**

Media card reader  
USB-IF, WHQL, Compliant with USB Mass Storage Class Bulk only Transport Specification Rev. 1.0,  
Compliant Intel Front Panel I/O Connectivity Design Guide V. 1.3, FCC, CE, BSMI, C-Tick, VCCI, MIC, cUL, TUVT

**Weight**

0.35 lbs. (0.16 kg)

### Technical Specifications - Controller Cards

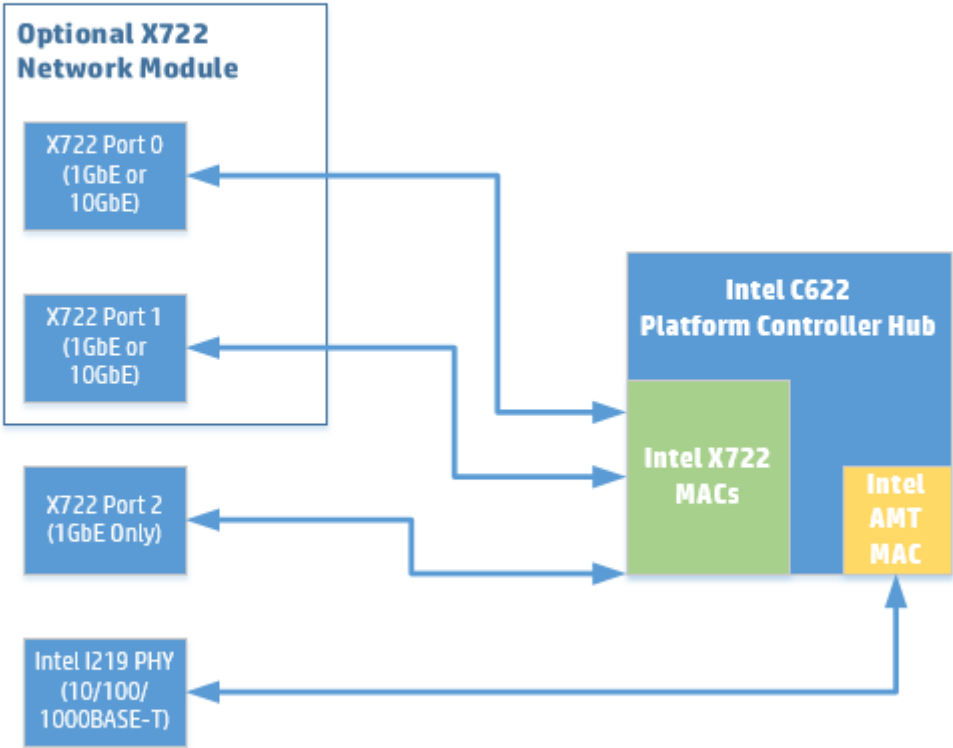
#### CONTROLLER CARDS

<b>HP Thunderbolt-3 Dual Port2 PCIe 1-port I/O Card</b>	<b>Data Transfer Rate</b>	Supports up to 40 Gb/s (40,000 Mb/s)
	<b>Devices Supported</b>	Thunderbolt™, Thunderbolt™ 2 and Thunderbolt™ 3 certified for Windows devices
	<b>Bus Type</b>	PCIe card, full height PCIe slots
	<b>Ports</b>	Two Thunderbolt™ 3 external USB type-C output connectors (Rear) Two full size DisplayPort input connectors (Rear)
	<b>Internal Connectors</b>	One 2x5-Pin header connector
	<b>System Requirements</b>	Windows 11, Windows 10 Professional, available dedicated PCH PCIe slot.
	<b>Temperature - Operating</b>	50° to 131° F (10° to 55° C)
	<b>Temperature - Storage</b>	-22° to 140° F (-30° to 60° C)
	<b>Relative Humidity - Operating</b>	20% to 80%
	<b>Compliances</b>	FCC Part 15B, cULus 60950, CE Mark EN55022B(1995)/EN55024-1998 STD, Taiwan BSMI CNS13438, Korea MIC
	<b>Operating Systems Supported</b>	Windows 11, Windows 10 Professional.
	<b>Kit Contents</b>	HP Thunderbolt™ 3 Dual Port PCIe I/O Card, 2- DisplayPort cables, GPIO (General-Purpose Input/Output) cables, Installation documentation and warranty card.

\*Maximum speed requires DisplayPort™ and PCIe aggregation.

NETWORKING AND COMMUNICATIONS

HP Z6 Gen4 and HP Z8 Gen 4  
Integrated Network Architecture



**Note:** When an optional X722 network module is not installed in the system, a “dummy” port is enumerated as Function 0 of the Intel X722 MACs, which allows for the X722 Port 2 on the Motherboard to enumerate.

Integrated Intel I219LM	Connector	RJ-45
	Controller	Intel I219LM
	Data Rates Supported	10/100/1000 Mbps
	Boot ROM Support	PXE, UEFI
	Connect Speed LED Indicators	Link/Activity LED <ul style="list-style-type: none"><li>Off = No link</li><li>Blinking = Activity</li></ul> Speed LED <ul style="list-style-type: none"><li>Off = 10Mbps</li><li>Amber = 100Mbps</li><li>Green = 1000Mbps</li></ul>

Management Capabilities Intel® Active Management Technology™ 11

### Technical Specifications - Networking and Communications

<b>Integrated Intel X722 for 1GbE</b>	<b>Connector</b>	1 RJ-45
	<b>Controller</b>	Intel X722 for 1GbE
	<b>Data Rates Supported</b>	1000 Mbps
	<b>Boot ROM Support</b>	PXE, UEFI
	<b>Connect Speed LED Indicators</b>	Link/Activity LED <ul style="list-style-type: none"> <li>Off = No link</li> <li>Blinking = Activity</li> </ul> Speed LED <ul style="list-style-type: none"> <li>Off = No Link</li> <li>Green = 1000Mbps</li> </ul>
<b>Management Capabilities</b>		Wake-On-LAN
<b>HP Z Dual 10GbE Network Module</b>	<b>Networking Interface</b>	2 RJ-45
	<b>System Interface</b>	Cabled from Dedicated Rear I/O Slot
	<b>Networking Speeds Supported</b>	1Gbps, 10Gbps
	<b>Cabling (up to 100m)</b>	Cat5e (or higher) for 1Gbps Cat6a (or higher) for 10Gbps
	<b>Power Consumption (active-typical)</b>	5.5W at 1Gbps 11.2W at 10Gbps
	<b>Physical Dimensions</b>	0.875 in x 3 in x 2.75 in
	<b>Connect Speed LED Indicators</b>	Link/Activity LED <ul style="list-style-type: none"> <li>Off = No link</li> <li>Blinking = Activity</li> </ul> Speed LED <ul style="list-style-type: none"> <li>Amber = 1Gbps</li> <li>Green = 10Gbps</li> </ul>
	<b>Operating Temperature</b>	0 °C to 55 °C (32 °F to 131 °F)
<b>Intel® I210-T1</b>	<b>Networking Interface</b>	1 RJ-45
	<b>System Interface</b>	PCI Express 2.1 x1
	<b>Networking Speeds Supported</b>	10Mbps, 100Mbps, 1Gbps
	<b>Cabling (up to 100m)</b>	Cat3 (or higher) for 10Mbps Cat5 (or higher) for 100Mbps Cat5e (or higher) for 1Gbps
	<b>Power Consumption (active-typical)</b>	0.81W
	<b>Physical Dimensions</b>	Length: 6.7cm (2.64 inches) (Bracket) Width: 1.8cm (0.709 inches) Full-height end bracket: 12.07cm (4.755 inches) Low-profile end bracket: 8cm (3.15 inches)

### Technical Specifications - Networking and Communications

<b>Connect Speed LED Indicators</b>	Link/Activity LED <ul style="list-style-type: none"> <li>• Off = No link</li> <li>• Blinking = Activity</li> </ul> Speed LED <ul style="list-style-type: none"> <li>• Off = 10Mbps</li> <li>• Green = 100Mbps</li> <li>• Amber = 1Gbps</li> </ul>
<b>Operating Temperature</b>	0 °C to 55 °C (32 °F to 131 °F)
<b>Hardware Certifications</b>	USA: FCC B, EU: UL CE, Japan: VCCI, Taiwan: BSMI, Australia/New Zealand: CTICK, Korea: KCC, Canada: ICES-003/NMB-003

<b>Intel® I350-T2</b>	<b>Networking Interface</b>	2 RJ-45
	<b>System Interface</b>	PCI Express 2.1 x4
	<b>Networking Speeds Supported</b>	10Mbps, 100Mbps, 1Gbps
	<b>Cabling (up to 100m)</b>	Cat3 (or higher) for 10Mbps Cat5 (or higher) for 100Mbps Cat5e (or higher) for 1Gbps
	<b>Power Consumption (active-typical)</b>	4.4W
	<b>Physical Dimensions</b>	Length: 13.54cm (5.33 inches) Width: 6.89 (2.71 inches) Full-height end bracket: 12.0cm (4.725 inches) Low-profile end bracket: 7.92cm (3.117 inches)
	<b>Connect Speed LED Indicators</b>	Link/Activity LED <ul style="list-style-type: none"> <li>• Off = No link</li> <li>• Blinking = Activity</li> </ul> Speed LED <ul style="list-style-type: none"> <li>• Off = 10Mbps</li> <li>• Green = 100Mbps</li> <li>• Amber = 1Gbps</li> </ul>
	<b>Operating Temperature</b>	0 °C to 55 °C (32 °F to 131 °F)
	<b>Hardware Certifications</b>	USA: FCC B, EU: UL CE, Japan: VCCI, Taiwan: BSMI, Australia/New Zealand: CTICK, Korea: KCC, Canada: ICES-003/NMB-003

<b>Intel® I350-T4</b>	<b>Networking Interface</b>	4 RJ-45
	<b>System Interface</b>	PCI Express 2.1 x4
	<b>Networking Speeds Supported</b>	10Mbps, 100Mbps, 1Gbps

### Technical Specifications - Networking and Communications

<b>Cabling (up to 100m)</b>	Cat3 (or higher) for 10Mbps Cat5 (or higher) for 100Mbps Cat5e (or higher) for 1Gbps
<b>Power Consumption (active-typical)</b>	5W
<b>Physical Dimensions</b>	Length: 13.54cm (5.33 inches) Width: 6.89 (2.71 inches) Full-height end bracket: 12.0cm (4.725 inches) Low-profile end bracket: 7.92cm (3.117 inches)
<b>Connect Speed LED Indicators</b>	Link/Activity LED <ul style="list-style-type: none"> <li>Off = No link</li> <li>Blinking = Activity</li> </ul> Speed LED <ul style="list-style-type: none"> <li>Off = 10Mbps</li> <li>Green = 100Mbps</li> <li>Amber = 1Gbps</li> </ul>
<b>Operating Temperature</b>	0 °C to 55 °C (32 °F to 131 °F)
<b>Hardware Certifications</b>	USA: FCC B, EU: UL CE, Japan: VCCI, Taiwan: BSMI, Australia/New Zealand: CTICK, Korea: KCC, Canada: ICES-003/NMB-003

#### Aquantia® AQN-108

<b>Networking Interface</b>	RJ-45
<b>System Interface</b>	PCI Express 3 x1
<b>Networking Speeds Supported</b>	100Mbps, 1Gbps, 2.5Gbps, 5Gbps
<b>Cabling (up to 100m)</b>	Cat5e (or higher) for all speeds
<b>Power Consumption (active-typical)</b>	3.5W at 5Gbps, 3.0W at 2.5Gbps
<b>Physical Dimensions</b>	3.72 in x 3.18 in (without bracket)
<b>Connect Speed LED Indicators</b>	Link/Activity LED <ul style="list-style-type: none"> <li>Off = No link</li> <li>Blinking = Activity</li> </ul> Speed LED <ul style="list-style-type: none"> <li>Off = No link</li> <li>Amber = &lt;5Gbps</li> <li>Green = 5Gbps</li> </ul>
<b>Operating Temperature</b>	0 °C to 55 °C (32 °F to 131 °F)
<b>Hardware Certifications</b>	USA: FCC B, EU: UL CE, Japan: VCCI, Taiwan: BSMI, Australia/New Zealand: CTICK, Korea: KCC, Canada: ICES-003/NMB-003

### Technical Specifications - Networking and Communications

<b>Intel® X550-T2</b>	<b>Networking Interface</b>	2 x RJ-45
	<b>System Interface</b>	PCI Express 3 x4
	<b>Networking Speeds Supported</b>	100Mbps, 1Gbps, 2.5Gbps, 5Gbps, 10Gbps
	<b>Cabling (up to 100m)</b>	Cat5 (or higher) for 100Mbps Cat5e (or higher) for 1Gbps, 2.5Gbps, or 5Gbps Cat6a (or higher) for 10Gbps
	<b>Power Consumption (active-typical)</b>	3.9W at 100Mbps 5.5W at 1Gbps 11.2W at 10Gbps
	<b>Physical Dimensions</b>	5.2 in x 2.7 in (without bracket)
	<b>Connect Speed LED Indicators</b>	Link/Activity LED <ul style="list-style-type: none"> <li>Off = No link</li> <li>Blinking = Activity</li> </ul> Speed LED <ul style="list-style-type: none"> <li>Off = No link</li> <li>Amber = &lt;10Gbps</li> <li>Green = 10Gbps</li> </ul>
	<b>Operating Temperature</b>	0 °C to 55 °C (32 °F to 131 °F)
	<b>Hardware Certifications</b>	USA: FCC B, EU: UL CE, Japan: VCCI, Taiwan: BSMI, Australia/New Zealand: CTICK, Korea: KCC, Canada: ICES-003/NMB-003
<hr/>		
<b>Allied Telesis AT-2914SX/LC-901 1GB LC Fiber NIC</b>	<b>Network Interface</b>	1Gb LC Fiber 850 nm
	<b>System Interface</b>	PCIeG2 x1, Half Height, Half Length
	<b>Networking Speeds Supported</b>	1000Base-X (1Gbps)
	<b>Cabling</b>	50/125 µm (core/cladding) multimode fiber optic cable up to 500m 62.5/125 µm (core/cladding) multimode fiber optic cable up to 220m
	<b>Power Consumption (active- typical)</b>	1.5 Watts
	<b>Physical Dimensions</b>	8.8 cm x 6.9 cm (3.5 in x 2.7 in)
	<b>Connect Speed LED Indicators</b>	ON: 1Gbps Link OFF: Link down
	<b>Operating Temperature</b>	-25°C to 70°C (-13°F to 158°F)
	<b>Hardware Certifications</b>	IEEE 802.1p (Quality of Service), IEEE 802.1Q (VLANs), IEEE 802.2 (LLC), IEEE 802.3ac (MAC), IEEE 802.3x (Flow control auto-negotiation), IEEE 802.3z (1000 Base-X), IEEE 802.3ad (Link aggregation) RoHS, UL, FCC/EN55022 Class A, TUV, EN55024, CE, C-TICK, VCCI
<hr/>		
<b>Allied Telesis AT-2911T/2-901</b>	<b>Networking Interface</b>	2 RJ-45
	<b>System Interface</b>	PCI Express 3 x1



### Technical Specifications - Networking and Communications

<b>Networking Speeds Supported</b>	10Mbps, 100Mbps, 1Gbps
<b>Cabling (up to 100m)</b>	Cat3 (or higher) for 10Mbps Cat5 (or higher) for 100Mbps Cat5e (or higher) for 1Gbps
<b>Power Consumption (active-typical)</b>	2.4W
<b>Physical Dimensions</b>	Length: 8.8cm (3.5 inches) Width: 6.89 (2.71 inches) Full-height end bracket: 12.0cm (4.725 inches) Low-profile end bracket: 7.92cm (3.117 inches)
<b>Connect Speed LED Indicators</b>	Link/Activity LED <ul style="list-style-type: none"> <li>Off = No link</li> <li>Blinking = Activity</li> </ul>
<b>Operating Temperature</b>	0 °C to 40 °C (32 °F to 104 °F)
<b>Hardware Certifications</b>	USA: FCC B, EU: UL CE, UKCA Japan: VCCI, Taiwan: BSMI, Australia/New Zealand: CTICK, Korea: KCC, Canada: ICES-003/NMB-003

<b>Intel® X710-DA2 10GBASE-SR Converged Network Adapter</b>	<b>Networking Interface</b>	2 SFP+ Ports for LC SFP+ Transceivers
	<b>System Interface</b>	PCI Express 3.0 x8
	<b>Networking Speeds Supported</b>	1Gbps, 10Gbps
	<b>Cabling</b>	LC fiber optic cabling with LC SFP+ Transceivers
	<b>Power Consumption (active-typical)</b>	4.3W
	<b>Physical Dimensions</b>	6.578 in x 2.703 in
	<b>Connect Speed LED Indicators</b>	Link/Activity LED <ul style="list-style-type: none"> <li>Off = No link</li> <li>Blinking = Activity</li> </ul> Speed LED <ul style="list-style-type: none"> <li>Off = 10Mbps</li> <li>Green = 100Mbps</li> <li>Amber = 1Gbps</li> </ul>
	<b>Operating Temperature</b>	0 °C to 55 °C (32 °F to 131 °F)
	<b>Hardware Certifications</b>	USA: FCC B, EU: UL CE, Japan: VCCI, Taiwan: BSMI, Australia/New Zealand: CTICK, Korea: KCC, Canada: ICES-003/NMB-003
	<b>Note:</b> Windows 7 is NOT supported	

### Technical Specifications - Networking and Communications

<b>10GbE SFP+ SR Transceiver</b>	<b>Connector Type</b>	LC
	<b>Cable Type</b>	62.5/125um or 50/125um (core/cladding), graded-index, low metal content, multimode fiber optic, complying with ITU-T G.651 and ISO/IEC 793-2 Type A1b or A1a, respectively.
	<b>Cable Length</b>	2-300m
	<b>Wavelength</b>	850nm
	<b>Form Factor</b>	SFP+
	<b>Physical Dimensions</b>	0.47(h) x 0.54(w) x 2.19(d) inches (1.19 x 1.38 x 5.57 cm)
	<b>Operating Temperature</b>	0C to 45C (32F to 113F)
	<b>Operating Humidity</b>	0% to 85%, noncondensing
<hr/>		
<b>Intel® 8265 WLAN</b>	<b>Networking Speeds</b>	802.11ac MU-MIMO (up to 867 Mbps) Bluetooth 4.2
	<b>IEEE WLAN Standard</b>	IEEE 802.11a/b/g/n/ac, 802.11d, 802.11e, 802.11h, 802.11i, 802.11w; 802.11r, 802.11k, 802.11v pending
	<b>Bluetooth</b>	4.2
	<b>System Interface</b>	PCI Express 2.1 x1
	<b>Antenna</b>	2x2
<hr/>		
<b>Intel® 9260 WLAN</b>	<b>Networking Speeds</b>	802.11ac MU-MIMO (up to 1.73Gbps using 160MHz channels)
	<b>IEEE WLAN Standards</b>	IEEE 802.11a/b/g/n/ac
	<b>Bluetooth</b>	5.0
	<b>System Interface</b>	PCI Express 2.1 x1
	<b>Antenna</b>	2x2

### Summary of Changes

#### SUMMARY OF CHANGES

Date of change:	Version History:		Description of change:
September 20, 2017	From v1 to v2	Added	Specs for the Power Supply section
		Changed	The System Configurations section and changed notes for the NVIDIA Quadro P4000, P5000 & P6000 Graphics
November 1, 2017	From v2 to v3	Added	HP DisplayPort to HDMI Adapter, NVIDIA SLI 2-slot Graphics Connector and NVIDIA Quadro Sync II to Graphics section
		Changed	Graphics, Storage / Hard Drives, Networking and Communications, Other Hardware and Memory sections, changed Front view info on the Overview section, changed Operating Systems section, changed Processors section, changed System Board section, Physical Security and Serviceability section
November 10, 2017	From v3 to v4	Added	Windows 10 to the supporting systems by the 9.5mm Slim DVD-ROM drive
		Removed	Microsemi 3152-8i SAS ROC RAID Controller from SAS controller on the Hard Drive Controllers section.
November 29, 2017	From v4 to v5	Added	Processors, hard drives and graphics to offerings, added Declared Noise Emissions information
		Changed	Wattage links on power supply section updated and Voltage links on efficiency section updated
January 30, 2018	From v5 to v6	Changed	Factory configured option to yes on Networking and communications for : Intel® 8265 802.11 a/b/g/n/ac&BT PCIe
		Removed	NVIDIA SLI Graphics Connector from Graphics Cable Adapters section
February 14, 2018	From v6 to v7	Removed	RAID 5 and 10 references from “Factory integrated” in interfaces supported section
March 27, 2018	From v7 to v8	Added	NVIDIA Quadro GP100 16GB Graphics, NVIDIA Quadro GV100 32GB Graphics and AMD Radeon Pro WX 9100 16GB Graphics as High End 3D in Graphics section
		Added	Intel Xeon processors added
August 13, 2018	From v8 to v9	Added	Footnote to Networking and Communications section
		Changed	Operating Systems section
September 6, 2018	From v9 to v10	Added	Integrated Network Architecture Diagram on The Networking and Communications section
September 6, 2018	From v10 to v11	Changed	Power Supply section
September 21, 2018	From v11 to v12	Added	Intel Optane SSD 905p AiC 280GB & 480GB
November 19, 2018	From v12 to v13	Added	Intel Xeon Gold 6128 processor
		Changed	NVIDIA Quadro P6000 Graphics specs
January 2, 2019	From v13 to v14	Added	NVIDIA Quadro P620 2GB Graphics
January 8, 2019	From v14 to v15	Added	HP DX175 Removable HDD Carrier into the HDD Frame/Carriers section
		Changed	Intel Xeon Gold 6126 processor specs
January 9, 2019	From v15 to v16	Added	Intel Xeon Gold 6126 processor footnote
January 23, 2019	From v16 to v17	Added	Intel 9260 802.11 a/b/g/n/ac&BT PCIe to Networking section and added HP Z Turbo Drive Dual Pro series to Storage section
April 8, 2019	From v17 to v18	Added	New Intel Xeon Processors and graphics
		Changed	Storage / Hard Drives, Memory sections and format changes
May 15, 2019	From v18 to v19	Added	NVIDIA Quadro RTX 8000 48GB Graphics
		Changed	Networking and Communications section and changed External BIOS simulator link on Physical Security and Serviceability section
June 12, 2019	From v19 to v20	Changed	Storage section
July 15, 2019	From v20 to v21	Changed	Corrected Intel 905p Series AiC 480GB PCIe SSD
August 1, 2019	From v21 to v22	Changed	Processors Matrix
August 6, 2019	From v22 to v23	Changed	Graphics section
September 1, 2019	From v23 to v24	Added	Footnote to Memory section, Added Optane 905P 380GB M.2 SSD Module, HP Z Turbo Drive 1TB SED TLC Z8 G4 SSD Kit & module to Storage section, Added Intel® Wi-Fi 6 AX200 & BT PCIe to Networking section

### Summary of Changes

October 26, 2019	From v24 to v25	Changed	Graphics section
November 2, 2019	From v25 to v26	Added	NVDIMM Memory sections, Added HP QX310 Removable NVMe Frame/Carrier w/PCIe card to Optical and Removable Storage section
January 15, 2020	From v26 to v27	Changed	Storage section
February 26, 2020	From v27 to v28	Added	New Intel Xeon Processors
		Changed	Overview, PCIe Solid State Drives sections
April 2, 2020	From v28 to v29	Changed	Processors and NVDIMM Memory sections
July 18, 2020	From v29 to v30	Changed	Processors, Graphics section
January 5, 2021	From v30 to v31	Changed	Processors, Memory, Graphics, Racking and Physical Security, Operating Systems and Hard Drives sections
January 7, 2021	From v31 to v32	Changed	Format
February 1, 2021	From v32 to v33	Added	NVIDIA® RTX A6000 48GB to Graphics section
		Changed	NETWORKING AND COMMUNICATIONS section
March 1, 2021	From v33 to v34	Changed	Overview, Graphics and System Board sections
April 13, 2021	From v34 to v35	Changed	Graphics and Social and Environmental Responsibility sections
May 1, 2021	From v35 to v36	Changed	Graphics section
May 20, 2021	From v36 to v37	Changed	Graphics section
June 1, 2021	From v37 to v38	Changed	Memory and Graphics sections
July 1, 2021	From v38 to v39	Changed	Graphics section
July 15, 2021	From v39 to v40	Changed	PCIe Solid State Drives section
July 16, 2021	From v40 to v41	Changed	PCIe Solid State Drives section
August 1, 2021	From v41 to v42	Changed	Graphics section
October 1, 2021	From v42 to v43	Changed	Input Devices, Graphics and System Board sections
November 1, 2021	From v43 to v44	Changed	Processors and Graphics sections
December 1, 2021	From v44 to v45	Changed	Operating Systems, Graphics, Networking and Communications and Input Devices sections
December 15, 2021	From v45 to v46	Changed	OPERATING SYSTEM and Social and Environmental Responsibility sections
January 1, 2022	From v46 to v47	Changed	Graphics, OPERATING SYSTEM and Application Software sections
February 1, 2022	From v47 to v48	Added	Intel® Xeon® Gold 6234 to Processors section
		Changed	Input Devices section
March 1, 2022	From v48 to v49	Changed	Graphics, Social and Environmental Responsibility sections
April 1, 2022	From v49 to v50	Changed	Processors, Graphics and Stable & Consistent Offerings sections
May 2, 2022	From v50 to v51	Changed	Graphics section
June 1, 2022	From v51 to v52	Changed	SATA Hard Drives, Graphics, Networking and Communications sections

© 2022 HP Development Company, L.P. The information contained herein is subject to change without notice. The only warranties for HP products and services are set forth in the express warranty statements accompanying such products and services. Nothing herein should be construed as constituting an additional warranty. HP shall not be liable for technical or editorial errors or omissions contained herein. Intel, Xeon, and Thunderbolt are trademarks of Intel Corporation in the U.S. and other countries. Microsoft and Windows are U.S. registered trademarks of Microsoft Corporation. Red Hat is a registered trademark of Red Hat, Inc. in the United States and other countries. Firewire is a trademark of Apple Inc. Linux® is the registered trademark of Linus Torvalds in the U.S. and other countries. Bluetooth is a trademark of its proprietor used by HP Inc. under license.